



Stalprodukt

ZAMOŚĆ Sp. z o.o.

CATALOGUE 2024

DOORS HOME AND
GARAGE DOORS

TABLE OF CONTENTS:

	NEW ARRIVALS	3
	EXTERIOR DOORS	17
	ANATOMY	17
	GLAZED	39
	GLAZED WITH DECORATIONS	69
	WITH DECORATIONS	79
	WITH EMBOSSING	83
	DOUBLE-LEAF EXTERIOR DOORS	95
	EXTERIOR DOORS WITH FIXED LIGHT	99
	SECURITY DOORS	105
	ANATOMY	105
	WITH EMBOSSING	117
	WITH DECORATIONS	129
	UTILITY DOORS	133
	SECTIONAL GARAGE DOORS	139
	INDUSTRIAL SECTIONAL DOORS	151
	ALUMINIUM JOINERY	161
	TECHNICAL INFORMATION	165

The individual sections of the catalogue present visualisations of selected models, the full list of embossing patterns, glazing and applications can be found in the catalogue on pages 190-194 and in the www.futryna24.pl configurator and in the configurators available at: www.futryna.com.pl/strefa-klienta

General information

- Price list valid as of 1 April 2024. All previous price lists are no longer valid
- All information contained in the catalogue does not constitute an offer within the meaning of the Civil Code and is published for information purposes only without any liability.
- The illustrations in the catalogue are for reference only.
- The colours and patterns shown may differ from the actual ones.
- RAL colours are available on special order.
- A custom order extends the lead time and increases the product price.
- The manufacturer reserves the right to make changes without prior notice to the technical parameters and equipment in the products manufactured.
- The declared parameters of Ud coefficients apply to reference dimensions.
- All rights reserved © Stalprodukt-Zamość Spółka z o.o.

NEW ARRIVALS



25

LAT PASJI TWORZENIA



RC3 SOUNDPROOF SECURITY DOOR MOZART PLUS WITH ADJUSTABLE STRIKER

Soundproofing, safety, ease of installation and adjustment – these three important factors are combined in the MOZART PLUS soundproof (43dB) security (RC3) door equipped with a Winkhaus multi-point lock with an adjustable striker plate – a product long awaited by customers. The advantages of the multi-point lock: increasing the durability of the door through stiffening the structure and strengthening the leaf due to multi-point locking, and thus increasing the tightness of the partition, which reduces heat loss during the heating season, and also prevents the leaf from deforming and warping under the influence of changing weather conditions, have been supplemented with a top lock, the so-called day lock, whose convenience in everyday use cannot be overestimated. Such a design and construction of the door is user- and installer-friendly and makes the installation and adjustment of Mozart Plus doors much quicker and more convenient.



NEW COLOURS: TRUFFLE OAK AND RAL PASTEL

In 2024, we are expanding the colour range with a new exclusive colour, Truffle Oak. The dark, warm wood-coloured laminate premiered at Budma 2024 and received a very positive reception.

TRUFFLE OAK



BEIGE



A warm shade of BEIGE will join the standard colours. This laminate looks very interesting with dark hardware.

Painted in pastel RAL colours, the doors are a tribute to those of our customers who value the possibility of expressing the individual character of the hosts. Doors in Baby Blue? Why not!

RAL5024
BABY BLUE



RAL6021
MINT



RAL1034
PEACH



RAL3015
PINK



FRAME PAINTING AND INOX DECORATIONS IN RAL COLOURS

For the enthusiasts of minimalism in form, we recommend glazing frames painted in the colour of the leaf, not only INOX and BLACK, but also other colours from the pastel palette that are now available in the offer of Stalprodukt-Zamość. Or perhaps you, dear customer, would prefer a colourful decoration on your door leaf as a cheerful accent to break up the subtle colour scheme? There are many possibilities – we encourage you to have some fun!



SAY GOODBYE TO DOOR VENEER COLOURS

In 2024, the following laminates are leaving our range: Horizontal, Corten and Rustical Oak.

HORIZONTAL




CORTEN



RUSTICAL OAK



BLACK GLASS IN DOORS AND FIXED LIGHTS





Black glazing in doors is a fashionable and elegant element that adds character and style to a room. The offer for 2024 is black glass enclosed in a black glass frame which gives the whole a unique, modern look. The black glazing in the doors comes in models S80 and S81 and also complements the side light glazing range. Black glazing works well with a variety of interior styles, from modern through to industrial or classic. In addition, black glazing in doors often emphasises the minimalist character of a room and is a great solution for those looking for a modern design.

It's also a great way to add contrast in a room with light-coloured walls. It is also worth noting that black glazed door panels are easy to clean, making them a practical and aesthetically pleasing choice for many people.

REFLECTIVE GLAZING IN BROWN AND GRAPHITE

Reflective brown and reflective graphite are two different types of reflective glass that are used in the glass and construction industry. In 2024, we are adding reflective glazing in brown to our regular range of reflective glazing in graphite, which, with its colouring, is more in line with doors in a modern design. Reflective brown glass has a characteristic brown tint and reflective graphite glass has a grey-black tint and, like reflective brown, protects against excessive solar radiation, heat and UV, while providing a desirable aesthetic effect. Both types of reflective glass also have the ability to reflect some of the light, which contributes to maintaining the privacy of interior spaces. The choice between brown and graphite reflective glass can depend on individual aesthetic preferences, the energy requirements of the project as well as the environment in which the glass will be used.



EXPANDING THE ECOTHERM COLLECTION WITH NEW MODELS



In response to our customers' expectations, we are supplementing our offer with new models of doors with high thermal insulation properties by introducing new Ecotherm door assemblies with the new edition of the catalogue.

Starting from 1 April, orders can be placed for Ecotherm H doors with Winkhaus multi-point lock, Ecotherm Alu with aluminium frame and Ecotherm H Alu combining a multi-point lock and aluminium frame.

3D DECORATION R01

Plain doors decorated with R01 spatial application are a nod to the English style, which is growing in popularity year on year.


From April 2024, the product is available in two colour versions: black and white texture.



CERAMIC PRINTED GLASS S90 AND S91 IN PVC FRAME



New in the offer of Stalprodukt-Zamość, S90 and S91 ceramic-printed glazing is a proposal for customers who are looking for original solutions, simple form and interesting design. The black ceramic print on frosted glass combined with the black PVC frame is ideal for those who want to let some light into their home while maintaining maximum privacy.



AXA LIBERA SPLIT PLATE HANDLE



Axa Libera is a modern handle with a minimalist shape, on a concealed rectangular rose. This integrated aluminium handle on split plates is equipped with a much thicker and stronger spring located in the handle, so it is ideal for intensive use.

The Libera handle is the choice of customers looking for durable and modern solutions in a unique form.


CHANGES TO STILES IN SECURITY DOORS, ALLOWING SHORTENING BY 70 MM DURING INSTALLATION



An atypical opening whose height surprises you during installation? No problem! Specialised installation teams will appreciate the raised stiles of the soundproof door allowing them to be shortened by up to 70mm. From April 2024, Verdi, Mozart and Amadeo doors are even more installation-friendly.


CHANGES TO FIXED LIGHTS, REPLACING GLAZING UNITS WITH THICKER ONES WITH BETTER THERMAL INSULATION PROPERTIES

Our offer is subject to constant review so that, both in terms of technology and design, the products manufactured by the Company evolve in line with our customers' expectations and market requirements. In 2024, we are replacing the units in the side lights with thicker ones, and so, respectively: in the 72mm-thick side lights, we are moving from a 32mm-thick unit to a 44mm-thick unit, and in the 85mm-thick side lights, we are moving from a 42mm-thick unit to a 54mm-thick unit. This change has a very positive effect on the thermal performance of fixed-lights by as much as $0.1 \text{ W(m}^2\text{*K)}$, which is what we want most at a time when heating costs are rising almost as quickly as the thermal performance requirements for joinery.



TERAZ POLSKA

We are delighted to announce that we have been awarded the “Teraz Polska” emblem. This prestigious award has been granted for more than 30 years and the red-and-white label is one of the strongest brands in the country, combining top quality and Polish origin, two values most desired by Polish consumers.



QI MEDALS | 2022-2023

The Najwyższa Jakość Quality International programme is one of the longest-running quality competitions on the Polish market, aimed at manufacturers, service providers and institutions that have a clear quality policy with regard to the products they offer, the services they provide or the management systems they implement, and which can boast achievements at the highest global level. It has existed continuously for 17 years.

“Amadeo security and soundproof door” gold medal in the QI Product 2023 category



“Steel external doors and sectional garage and industrial doors” silver medal in the QI Product 2022 category

SOLIDNA FIRMA 2023 CERTIFICATE



The Solidna Firma Certificates are awarded to companies whose activities are guided by values such as reliability and social responsibility. This title is a form of economic information that helps customers choose reliable Polish subcontractors and manufacturers. It can also be used in building a corporate image strategy. In order to obtain the Solidna Firma Certificate and be included on the so-called white list of companies, it is necessary to meet the highest quality standards and successfully pass a three-stage verification process.

FAIRS AND EVENTS CALENDAR 2024

32nd edition of Budma in Poznań | 30 January-2 February 2024 in Poznań



IN 2024, WE INVITE YOU TO VISIT OUR STANDS:

43rd Lubdom Fair 1 |
3-14 April 2024 in Lublin |

Warsaw DOOR-TEC at Ptak Warsaw Expo |
5-7 June 2024 in Warsaw |

Warsaw Home & Contract |
23-26 October 2024 in Warsaw |

DOOR DISPLAY STANDS


We offer modern, double-sided door display stands for our 72 and 85 mm thick door collections.

Additional decorative elements and hardware at the customer's discretion.



Door colours available on the display side with anthracite fins:

- concrete
- dark anthracite
- anthracite woodgrain
- light grey



Door colours available on the display side with brown fins:

- winchester
- dark walnut
- bog oak



AN EDUCATIONAL CAMPAIGN BY THE POID ASSOCIATION, IMPLEMENTED IN COOPERATION WITH JOINERY COMPANIES AND TRADE ASSOCIATIONS, WITH THE SUPPORT OF PATRONS OF HONOUR, CONTENT AND MEDIA PATRONS.

In 2024, following the example of previous years, Stalprodukt-Zamość is participating in a campaign aimed at promoting comprehensive thermal upgrading of buildings as an effective way to clean air, saving energy and valuable resources. The campaign also highlights the role of good installation practices in the process of thermal upgrading and provides information on how to obtain funding from the “Czyste Powietrze” [Clean Air] programme.

How to carry out thermal upgrading well with financing, which solutions to choose and how to install them?

For anyone looking for information on this topic, the “TERMOMODERNIZACJA + DOBRY MONTAŻ” [THERMAL UPGRADING + GOOD INSTALLATION] campaign provides up-to-date, reliable knowledge. The campaign emphasises the benefits of thermal upgrading your home with energy-efficient products together with good installation. The campaign can be followed on a regular basis on the “DOBRY MONTAŻ” Facebook page and the campaign website. Practical advice on the subject of thermal upgrading and good assembly is published here, while advice and inspirational articles on the subject are available in the trade media. The campaign website also features a search engine for recommended sales and installation points, as well as recommended solutions for thermal upgrading. The campaign also involves cooperation with trade schools and construction product distribution points, as well as a series of webinars (including a webinar on the “Czyste Powietrze” programme).

The subject of good installation was present during the MONTERIAD at BUDMA 2024 in Poznań.



CLEAN AIR PROGRAMME

“CZYSTE POWIETRZE” [CLEAN AIR] is a nationwide programme to improve air quality and reduce greenhouse gas emissions by replacing heat sources and improving the energy efficiency of single-family homes.

The table below lists the door models produced by Stalprodukt-Zamość that meet the technical requirements set out in the programme.



Twój wybór!


NAME	THICKNESS	INFILL	GLAZING	DOOR FRAME	THRESHOLD	SIZE	Ud W/(m ² xK)
MASTER THERM	101 mm	POLYURETHANE FOAM	SOLID	STEEL & WOOD	ALUMINIUM	1000	0.63
						900	0.65
						800	0.68
MASTER THERM	101 mm	POLYURETHANE FOAM	PRZESZKLONE	STEEL & WOOD	ALUMINIUM	1000	0.70
						900	0.73
						800	0.76
ECOTHERM	72 mm	POLYURETHANE FOAM	SOLID	STEEL & WOOD	ALUMINIUM	REF. DIM.	0.88
	72 mm	POLYURETHANE FOAM	GLAZED	STEEL & WOOD	ALUMINIUM	REF. DIM.	0.96
ECOTHERM H	72 mm	POLYURETHANE FOAM	SOLID	STEEL & WOOD	ALUMINIUM	REF. DIM.	0.88
	72 mm	POLYURETHANE FOAM	GLAZED	STEEL & WOOD	ALUMINIUM	REF. DIM.	0.96
ECOTHERM ALU	72 mm	POLYURETHANE FOAM	SOLID	ALUMINIUM	ALUMINIUM	REF. DIM.	0.88
	72 mm	POLYURETHANE FOAM	GLAZED	ALUMINIUM	ALUMINIUM	REF. DIM.	0.96
ECOTHERM H ALU	72 mm	POLYURETHANE FOAM	SOLID	ALUMINIUM	ALUMINIUM	REF. DIM.	0.88
	72 mm	POLYURETHANE FOAM	GLAZED	ALUMINIUM	ALUMINIUM	REF. DIM.	0.96
85 PREMIUM PLUS 85 PREMIUM H PLUS	85 mm	POLYURETHANE FOAM	SOLID	STEEL & WOOD	ALUMINIUM	REF. DIM.	0.91
85 PREMIUM PLUS 85 PREMIUM H PLUS	85 mm	POLYURETHANE FOAM	GLAZED	STEEL & WOOD	ALUMINIUM	REF. DIM.	1.0
85 PREMIUM	85 mm	POLYURETHANE FOAM	SOLID	STEEL	STEEL	REF. DIM.	1.1
85 PREMIUM	85 mm	POLYURETHANE FOAM	GLAZED	STEEL	STEEL	REF. DIM.	1.3
85 STANDARD	85 mm	FOAMED POLYSTYRENE	SOLID	STEEL	STEEL	REF. DIM.	1.2
85 STANDARD	85 mm	FOAMED POLYSTYRENE	GLAZED	STEEL	STEEL	REF. DIM.	1.3
72 PREMIUM PLUS 72 PREMIUM H PLUS	72 mm	POLYURETHANE FOAM	SOLID	STEEL & WOOD	ALUMINIUM	REF. DIM.	0.98
72 PREMIUM PLUS 72 PREMIUM H PLUS	72 mm	POLYURETHANE FOAM	GLAZED PVC/INOX	STEEL & WOOD	ALUMINIUM	REF. DIM.	1.1
72 PREMIUM	72 mm	POLYURETHANE FOAM	SOLID	STEEL	STEEL	REF. DIM.	1.2
72 PREMIUM	72 mm	POLYURETHANE FOAM	GLAZED	STEEL	STEEL	REF. DIM.	1.3
72 STANDARD	72 mm	FOAMED POLYSTYRENE	SOLID	STEEL	STEEL	REF. DIM.	1.3

NAME	THICKNESS	INFILL	GLAZING	DOOR FRAME	THRESHOLD	SIZE	Ud W/(m2xK)
55 PREMIUM PLUS	55 mm	POLYURETHANE FOAM	SOLID	STEEL & WOOD	ALUMINIUM	REF. DIM.	1.2
55 PREMIUM	55 mm	POLYURETHANE FOAM	SOLID	STEEL	STEEL	REF. DIM.	1.2
55 STANDARD	55 mm	FOAMED POLYSTYRENE	SOLID	STEEL	STEEL	REF. DIM.	1.3

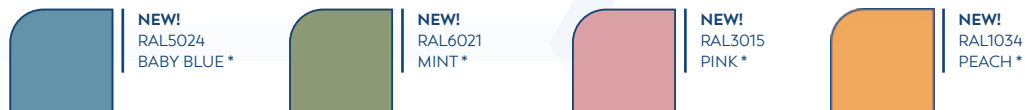
NAME	THICKNESS	INFILL	GLAZING	DOOR FRAME	THRESHOLD	SIZE	Ud W/(m2xK)
Other design options	85 mm	POLYURETHANE FOAM	SOLID	ALUMINIUM WITH INFILL	ALUMINIUM	REF. DIM.	0.80
	85 mm	POLYURETHANE FOAM	SOLID	ALUMINIUM	ALUMINIUM	REF. DIM.	0.85
	85 mm	POLYURETHANE FOAM	GLAZED	ALUMINIUM	ALUMINIUM	REF. DIM.	0.96
	85 mm	FOAMED POLYSTYRENE	SOLID	ALUMINIUM	ALUMINIUM	REF. DIM.	0.93
	85 mm	FOAMED POLYSTYRENE	GLAZED	ALUMINIUM	ALUMINIUM	REF. DIM.	1.0
	72 mm	POLYURETHANE FOAM	SOLID	ALUMINIUM	ALUMINIUM	REF. DIM.	0.88
	72 mm	POLYURETHANE FOAM	GLAZED	ALUMINIUM	ALUMINIUM	REF. DIM.	0.97
	72 mm	FOAMED POLYSTYRENE	SOLID	ALUMINIUM	ALUMINIUM	REF. DIM.	0.98
	72 mm	POLYURETHANE FOAM	SOLID	STEEL & WOOD	STEEL	REF. DIM.	1.0
	72 mm	FOAMED POLYSTYRENE	SOLID	STEEL & WOOD	ALUMINIUM	REF. DIM.	1.1
	72 mm	POLYURETHANE FOAM	GLAZED	STEEL & WOOD	STEEL	REF. DIM.	1.3
	72 mm	FOAMED POLYSTYRENE	GLAZED PVC	STEEL & WOOD	ALUMINIUM	REF. DIM.	1.3
	55 mm	POLYURETHANE FOAM	SOLID	STEEL & WOOD	STEEL	REF. DIM.	1.1
	55 mm	FOAMED POLYSTYRENE	SOLID	STEEL & WOOD	STEEL	REF. DIM.	1.3

AVAILABLE VENEER COLOURS

STANDARD COLOURS



PASTEL COLOURS FROM RAL PALETTE – EXTRA CHARGE OF PLN 600.00

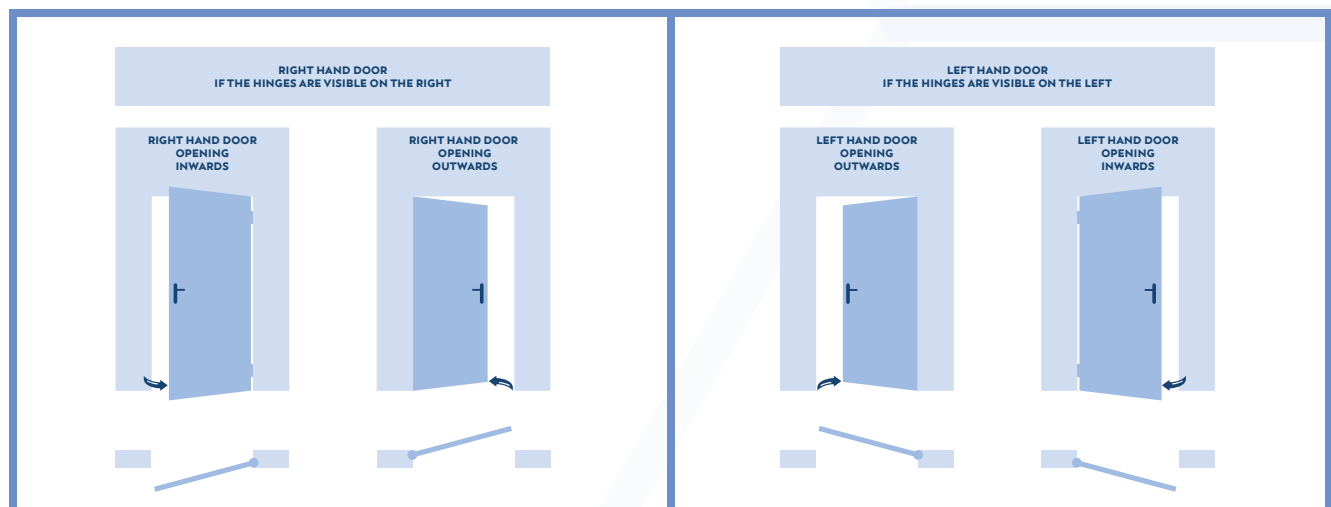


EXCLUSIVE COLOURS – EXTRA CHARGE OF PLN 250.00



* DOORS IN SIZES 100E AND 100N ONLY AVAILABLE IN THE COLOURS INDICATED

DETERMINING THE DIRECTION OF DOOR OPENING



EXTERIOR DOORS

ANATOMY




101 MASTER THERM

 **Ud = 0.63 W/(m²*K)**
SOLID DOORS

 **Ud = 0.70 W/(m²*K)**
GLAZED DOORS

 **Rw = 30 dB**
SOUND INSULATION INDEX FOR SOLID DOORS



101 MM THICK LEAF WITH FOUR-SIDED REBATE, WITH CONSTRUCTION BASED ON A SOLID WOODEN STILE, MADE OF 0.6 MM THICK GALVANISED LAMINATED SHEET METAL, FILLED WITH POLYURETHANE FOAM, FITTED WITH TWO SEALS




FOUR SECURITY BOLTS ON THE HINGE SIDE




THREE 3D HINGES WITH COVERS ADJUSTABLE IN THREE PLANES




MULTI-POINT HOOK AND BOLT LOCK WITH SILENT LATCH




THREE STRIKER PLATES OF THE MULTI-POINT LOCK WITH ADJUSTABLE CLOSING FORCE



STEEL & WOOD FRAME CONSISTING OF 0.6 MM THICK GALVANISED SHEET METAL AND PINE GLULAM, LAMINATED IN THE SAME COLOUR AS THE LEAF, FITTED WITH A SEAL



FRAME-INTEGRATED ALUMINIUM THRESHOLD WITH THERMAL BREAK



STP-H HANDLE



KNOB CYLINDER

OPTIONS AT EXTRA CHARGE



CERTIFIED CYLINDER CL B



SAFETY CLASS RC2
OPTION INCLUDES CERTIFIED INSERTS CL B AND STP-H/K2 HANDLE


**czyste powietrze
zdrowy wybór**

Twój wybór!

72 ECOTHERM

 **Ud = 0.88 W/(m²*K)**
SOLID DOORS

 **Ud = 0.96 W/(m²*K)**
GLAZED DOORS

 **Rw = 30 dB**
SOUND INSULATION INDEX FOR SOLID DOORS

 **MADE-TO-MEASURE**



72 MM THICK LEAF WITH FOUR-SIDED REBATE
MADE OF 0.6 MM GALVANISED LAMINATED SHEET METAL, FILLED WITH POLYURETHANE FOAM
FITTED WITH A SEAL



THREE SECURITY BOLTS ON THE HINGE SIDE



THREE 3D HINGES WITH COVERS
ADJUSTABLE IN THREE PLANES



THREE-BOLT TOP LOCK




THREE-BOLT MAIN LOCK



STRIKER PLATE WITH ADJUSTABLE CLOSING FORCE



STEEL & WOOD FRAME CONSISTING OF 0.6-1.2 MM THICK GALVANISED SHEET METAL AND PINE GLULAM, LAMINATED IN THE SAME COLOUR AS THE LEAF, FITTED WITH A SEAL



FRAME-INTEGRATED ALUMINIUM THRESHOLD WITH THERMAL BREAK



STP-H HANDLE



CYLINDER AND KNOB CYLINDER


**czyste powietrze
zdrowy wybór**

Twój wybór!


72 ECOTHERM H

 **Ud = 0.88 W/(m²*K)**
SOLID DOORS

 **Ud = 0.96 W/(m²*K)**
GLAZED DOORS

 **Rw = 30 dB**
SOUND INSULATION INDEX FOR SOLID DOORS

 **MADE-TO-MEASURE**



72 MM THICK LEAF WITH FOUR-SIDED REBATE, MADE OF 0.6 MM GALVANISED LAMINATED SHEET METAL, FILLED WITH POLYURETHANE FOAM, FITTED WITH A SEAL



THREE SECURITY BOLTS ON THE HINGE SIDE



THREE 3D HINGES WITH COVERS ADJUSTABLE IN THREE PLANES




WINKHAUS MULTI-POINT HOOK LOCK



THREE MULTI-POINT LOCK STRIKER PLATES WITH ADJUSTABLE CLOSING FORCE



STEEL & WOOD FRAME CONSISTING OF 0.6-1.2 MM THICK GALVANISED SHEET METAL AND PINE GLULAM, LAMINATED IN THE SAME COLOUR AS THE LEAF, FITTED WITH A SEAL



FRAME-INTEGRATED ALUMINIUM THRESHOLD WITH THERMAL BREAK



STP-H HANDLE




KNOB CYLINDER


**czyste powietrze
zdrowy wybór**

Twój wybór!


72 ECOTHERM ALU

 **Ud = 0.88 W/(m²·K)**
SOLID DOORS

 **Ud = 0.96 W/(m²·K)**
GLAZED DOORS

 **Rw = 30 dB**
SOUND INSULATION INDEX FOR SOLID DOORS

 **MADE-TO-MEASURE**



72 MM THICK LEAF WITH FOUR-SIDED REBATE, MADE OF 0.6 MM GALVANISED LAMINATED SHEET METAL, FILLED WITH POLYURETHANE FOAM, FITTED WITH A SEAL



THREE SECURITY BOLTS ON THE HINGE SIDE




THREE 3D HINGES WITH COVERS ADJUSTABLE IN THREE PLANES




THREE-BOLT TOP LOCK




THREE-BOLT MAIN LOCK



STRIKER PLATE WITH ADJUSTABLE CLOSING FORCE



ALUMINIUM FRAME WITH THERMAL BREAK



FRAME-INTEGRATED ALUMINIUM THRESHOLD WITH THERMAL BREAK



STP-H HANDLE



CYLINDER AND KNOB CYLINDER


**czyste powietrze
zdrowy wybór**

Twój wybór!


72 ECOTHERM H ALU

 **Ud = 0.88 W/(m²*K)**
SOLID DOORS

 **Ud = 0.96 W/(m²*K)**
GLAZED DOORS

 **Rw = 30 dB**
SOUND INSULATION INDEX FOR SOLID DOORS

 **MADE-TO-MEASURE**



72 MM THICK LEAF WITH FOUR-SIDED REBATE, MADE OF 0.6 MM GALVANISED LAMINATED SHEET METAL, FILLED WITH POLYURETHANE FOAM, FITTED WITH A SEAL



THREE SECURITY BOLTS ON THE HINGE SIDE




THREE 3D HINGES WITH COVERS ADJUSTABLE IN THREE PLANES




WINKHAUS MULTI-POINT HOOK LOCK



THREE MULTI-POINT LOCK STRIKER PLATES WITH ADJUSTABLE CLOSING FORCE



ALUMINIUM FRAME WITH THERMAL BREAK



FRAME-INTEGRATED ALUMINIUM THRESHOLD WITH THERMAL BREAK



STP-H HANDLE



KNOB CYLINDER


**czyste powietrze
zdrowy wybór**

Twój wybór!


85 PREMIUM H ALU

 **Ud = 0.85 W/(m²·K)**
SOLID DOORS

 **Ud = 0.96 W/(m²·K)**
GLAZED DOORS

 **Rw = 30 dB**
SOUND INSULATION INDEX FOR SOLID DOORS

 **MADE-TO-MEASURE**



85 MM THICK LEAF WITH THREE-SIDED REBATE, MADE OF 0.6 MM GALVANISED LAMINATED SHEET METAL, FILLED WITH POLYURETHANE FOAM, FITTED WITH A SEAL




THREE SECURITY BOLTS ON THE HINGE SIDE




THREE Z5 THREE-PART HINGES




MACO MULTI-POINT LOCK FITTED WITH THREE LATCH BOLTS WITH A SILENT LATCH



THREE STRIKER PLATES OF THE MULTI-POINT LOCK WITH ADJUSTABLE CLOSING FORCE



ALUMINIUM FRAME WITH THERMAL BREAK



FRAME-INTEGRATED ALUMINIUM THRESHOLD WITH THERMAL BREAK



STP-H HANDLE



KNOB CYLINDER

OPTIONS AT EXTRA CHARGE



CERTIFIED CYLINDER CL B



SAFETY CLASS RC2 OPTION INCLUDES CERTIFIED INSERTS CL B AND STP-H/K2 HANDLE



3D HINGE



ALUMINIUM FRAME WITH INFILL


**czyste powietrze
zdrowy wybór**

Twój wybór!


85 PREMIUM H PLUS

 **Ud = 0.91 W/(m²*K)**
SOLID DOORS

 **Ud = 1.0 W/(m²*K)**
GLAZED DOORS

 **Rw = 30 dB**
SOUND INSULATION INDEX FOR SOLID DOORS

 **MADE-TO-MEASURE**



85 MM THICK LEAF WITH THREE-SIDED REBATE, MADE OF 0.6 MM GALVANISED LAMINATED SHEET METAL, FILLED WITH POLYURETHANE FOAM, FITTED WITH A SEAL



THREE SECURITY BOLTS ON THE HINGE SIDE



THREE 3D REINFORCED DOUBLE HINGES WITH COVERS ADJUSTABLE IN THREE PLANES




MACO MULTI-POINT LOCK FITTED WITH THREE LATCH BOLTS WITH A SILENT LATCH



THREE STRIKER PLATES OF THE MULTI-POINT LOCK WITH ADJUSTABLE CLOSING FORCE



STEEL & WOOD FRAME CONSISTING OF 0.6-1.2 MM THICK GALVANISED SHEET METAL AND PINE GLULAM, LAMINATED IN THE SAME COLOUR AS THE LEAF, FITTED WITH A SEAL



FRAME-INTEGRATED ALUMINIUM THRESHOLD WITH THERMAL BREAK



STP-H HANDLE



KNOB CYLINDER

OPTIONS AT EXTRA CHARGE



CERTIFIED CYLINDER CL B



SAFETY CLASS RC2
OPTION INCLUDES CERTIFIED INSERTS CL B AND STP-H/K2 HANDLE


**czyste powietrze
zdrowy wybór**

Twój wybór!


85 PREMIUM ALU

 **Ud = 0.85 W/(m²K)**
SOLID DOORS

 **Ud = 0.96 W/(m²K)**
GLAZED DOORS

 **Rw = 30 dB**
SOUND INSULATION INDEX FOR SOLID DOORS

 **MADE-TO-MEASURE**



85 MM THICK LEAF WITH THREE-SIDED REBATE, MADE OF 0.6 MM GALVANISED LAMINATED SHEET METAL, FILLED WITH POLYURETHANE FOAM, FITTED WITH A SEAL



THREE SECURITY BOLTS ON THE HINGE SIDE



THREE Z5 THREE-PART HINGES



THREE-BOLT TOP LOCK



THREE-BOLT MAIN LOCK



STRIKER PLATE WITH ADJUSTABLE CLOSING FORCE



ALUMINIUM FRAME WITH THERMAL BREAK



FRAME-INTEGRATED ALUMINIUM THRESHOLD WITH THERMAL BREAK



STP-H HANDLE



KNOB CYLINDER

OPTIONS AT EXTRA CHARGE



CERTIFIED CYLINDER CL. B



SAFETY CLASS RC2
OPTION INCLUDES CERTIFIED INSERTS CL. B AND STP-H/K2 HANDLE



3D HINGE



ALUMINIUM FRAME WITH INFILL


**czyste powietrze
zdrowy wybór**

Twój wybór!


85 PREMIUM PLUS

 **Ud = 0.91 W/(m²*K)**
SOLID DOORS


 **Ud = 1.0 W/(m²*K)**
GLAZED DOORS

 **Rw = 30 dB**
SOUND INSULATION INDEX FOR SOLID DOORS

 **MADE-TO-MEASURE**



85 MM THICK LEAF WITH THREE-SIDED REBATE, MADE OF 0.6 MM GALVANISED LAMINATED SHEET METAL, FILLED WITH POLYURETHANE FOAM, FITTED WITH A SEAL



THREE SECURITY BOLTS ON THE HINGE SIDE



THREE 3D REINFORCED DOUBLE HINGES WITH COVERS ADJUSTABLE IN THREE PLANES




THREE-BOLT TOP LOCK



THREE-BOLT MAIN LOCK



STEEL & WOOD FRAME CONSISTING OF 0.6-1.2 MM THICK GALVANISED SHEET METAL AND PINE GLULAM, LAMINATED IN THE SAME COLOUR AS THE LEAF, FITTED WITH A SEAL



FRAME-INTEGRATED ALUMINIUM THRESHOLD WITH THERMAL BREAK



STP-H HANDLE



CYLINDER AND KNOB CYLINDER


**czyste powietrze
zdrowy wybór**

Twój wybór!

OPTIONS AT EXTRA CHARGE




CERTIFIED CYLINDER CL B



SAFETY CLASS RC2
OPTION INCLUDES CERTIFIED INSERTS CL B AND STP-H/K2 HANDLE

85 PREMIUM

 **Ud = 1.1 w/(m²*K)**
SOLID DOORS

 **Ud = 1.3 w/(m²*K)**
GLAZED DOORS


 **Rw = 30 dB**
SOUND INSULATION INDEX FOR SOLID DOORS

 **MADE-TO-MEASURE**




**czyste powietrze
zdrowy wybór**

Twój wybór!



85 MM THICK LEAF WITH THREE-SIDED REBATE, MADE OF 0.6 MM GALVANISED LAMINATED SHEET METAL, FILLED WITH POLYURETHANE FOAM, FITTED WITH A SEAL



THREE SECURITY BOLTS ON THE HINGE SIDE



THREE Z5 THREE-PART HINGES



THREE-BOLT TOP LOCK



THREE-BOLT MAIN LOCK



STRIKER PLATE WITH ADJUSTABLE CLOSING FORCE



STEEL FRAME MADE OF 1.2 MM GALVANISED SHEET METAL, LAMINATED IN THE SAME COLOUR AS THE LEAF, FITTED WITH A SEAL



FRAME-INTEGRATED STEEL THRESHOLD WITH SEAL



STP-H HANDLE



CYLINDER AND KNOB CYLINDER

OPTIONS AT EXTRA CHARGE



CERTIFIED CYLINDER CL B



SAFETY CLASS RC2 OPTION INCLUDES CERTIFIED INSERTS CL B AND STP-H/K2 HANDLE

AVAILABLE FRAME MODELS

AS STANDARD



FD-25/21/B

AT EXTRA COST



ALUMINIUM WITH THERMAL BREAK



STEEL & WOOD WITH 3D HINGE



ALUMINIUM FRAME WITH INFILL

85 STANDARD

 **Ud = 1.2 W/(m²*K)**
SOLID DOORS


 **Ud = 1.3 W/(m²*K)**
GLAZED DOORS

 **Rw = 30 dB**
SOUND INSULATION INDEX FOR SOLID DOORS

 **MADE-TO-MEASURE**




**czyste powietrze
zdrowy wybór**
Twój wybór!



85 MM THICK LEAF WITH THREE-SIDED REBATE. MADE OF 0.6 MM THICK GALVANISED LAMINATED SHEET METAL, FILLED WITH FOAMED POLYSTYRENE, FITTED WITH A SEAL



THREE SECURITY BOLTS ON THE HINGE SIDE



THREE Z5 THREE-PART HINGES



THREE-BOLT TOP LOCK




THREE-BOLT MAIN LOCK



STRIKER PLATE WITH ADJUSTABLE CLOSING FORCE



STEEL FRAME MADE OF 1.2 MM GALVANISED SHEET METAL, LAMINATED IN THE SAME COLOUR AS THE LEAF, FITTED WITH A SEAL



FRAME-INTEGRATED STEEL THRESHOLD WITH SEAL



STP-H HANDLE



CYLINDER AND KNOB CYLINDER

OPTIONS AT EXTRA CHARGE



CERTIFIED CYLINDER CL. B



RC 2

SAFETY CLASS RC2 OPTION INCLUDES CERTIFIED INSERTS CL. B AND STP-H/K2 HANDLE

AVAILABLE FRAME MODELS

AS STANDARD



FD-25/21/B

AT EXTRA COST



ALUMINIUM WITH THERMAL BREAK



STEEL & WOOD WITH 3D HINGE



ALUMINIUM FRAME WITH INFILL


72 PREMIUM H ALU

 **Ud = 0.88 W/(m²*K)**
SOLID DOORS

 **Ud = 0.97 W/(m²*K)**
GLAZED DOORS

 **Rw = 30 dB**
SOUND INSULATION INDEX FOR SOLID DOORS

 **MADE-TO-MEASURE**



72 MM THICK LEAF WITH THREE-SIDED REBATE, MADE OF 0.6 MM GALVANISED LAMINATED SHEET METAL, FILLED WITH POLYURETHANE FOAM, FITTED WITH A SEAL




THREE SECURITY BOLTS ON THE HINGE SIDE




THREE Z5 HINGES




WINKHAUS MULTI-POINT HOOK LOCK




MULTI-POINT LOCK STRIKER PLATE WITH ADJUSTABLE CLOSING FORCE



ALUMINIUM FRAME WITH THERMAL BREAK



FRAME-INTEGRATED ALUMINIUM THRESHOLD WITH THERMAL BREAK



STP-H HANDLE



KNOB CYLINDER


**czyste powietrze
zdrowy wybór**

Twój wybór!

OPTIONS AT EXTRA CHARGE



CERTIFIED CYLINDER CL B



SAFETY CLASS RC2
OPTION INCLUDES CERTIFIED INSERTS CL B AND STP-H/K2 HANDLE



3D HINGE

72 PREMIUM H PLUS

 **Ud = 0.98 W/(m²*K)**
SOLID DOORS


 **Ud = 1.1 W/(m²*K)**
GLAZED DOORS

 **Rw = 30 dB**
SOUND INSULATION INDEX FOR SOLID DOORS

 **MADE-TO-MEASURE**




**czyste powietrze
zdrowy wybór**
Twój wybór!



72 MM THICK LEAF WITH THREE-SIDED REBATE, MADE OF 0.6 MM GALVANISED LAMINATED SHEET METAL, FILLED WITH POLYURETHANE FOAM, FITTED WITH A SEAL



THREE SECURITY BOLTS ON THE HINGE SIDE



THREE 3D HINGES WITH COVERS ADJUSTABLE IN THREE PLANES




WINKHAUS MULTI-POINT HOOK LOCK




MULTI-POINT LOCK STRIKER PLATE WITH ADJUSTABLE CLOSING FORCE



STEEL & WOOD FRAME CONSISTING OF 0.6-1.2 MM THICK GALVANISED SHEET METAL AND PINE GLULAM, LAMINATED IN THE SAME COLOUR AS THE LEAF, FITTED WITH A SEAL



FRAME-INTEGRATED ALUMINIUM THRESHOLD WITH THERMAL BREAK



STP-H HANDLE



KNOB CYLINDER

OPTIONS AT EXTRA CHARGE



CERTIFIED CYLINDER CL. B



SAFETY CLASS RC2
OPTION INCLUDES CERTIFIED INSERTS CL. B AND STP-H/K2 HANDLE

72 PREMIUM ALU

 **Ud = 0.88 W/(m²·K)**
SOLID DOORS

 **Ud = 0.97 W/(m²·K)**
GLAZED DOORS


 **Rw = 30 dB**
SOUND INSULATION INDEX FOR SOLID DOORS

 **MADE-TO-MEASURE**




**czyste powietrze
zdrowy wybór**

Twój wybór!



72 MM THICK LEAF WITH THREE-SIDED REBATE,
MADE OF 0.6 MM GALVANISED LAMINATED SHEET METAL,
FILLED WITH POLYURETHANE FOAM,
FITTED WITH A SEAL



THREE SECURITY BOLTS ON THE HINGE SIDE



THREE Z5 HINGES



THREE-BOLT TOP LOCK




THREE-BOLT MAIN LOCK



STRIKER PLATE WITH ADJUSTABLE CLOSING FORCE



ALUMINIUM FRAME WITH THERMAL BREAK



FRAME-INTEGRATED
ALUMINIUM THRESHOLD WITH THERMAL BREAK



STP-H HANDLE



KNOB CYLINDER

OPTIONS AT EXTRA CHARGE



CERTIFIED
CYLINDER CL. B



SAFETY CLASS RC2
OPTION INCLUDES CERTIFIED INSERTS CL. B
AND STP-H/K2 HANDLE



3D HINGE


72 PREMIUM PLUS

 **Ud = 0.98 W/(m²*K)**
SOLID DOORS

 **Ud = 1.1 W/(m²*K)**
GLAZED DOORS

 **Rw = 30 dB**
SOUND INSULATION INDEX FOR SOLID DOORS

 **MADE-TO-MEASURE**



72 MM THICK LEAF WITH THREE-SIDED REBATE, MADE OF 0.6 MM GALVANISED LAMINATED SHEET METAL, FILLED WITH POLYURETHANE FOAM, FITTED WITH A SEAL



THREE SECURITY BOLTS ON THE HINGE SIDE



THREE 3D HINGES WITH COVERS ADJUSTABLE IN THREE PLANES



THREE-BOLT TOP LOCK




THREE-BOLT MAIN LOCK



STRIKER PLATE WITH ADJUSTABLE CLOSING FORCE



STEEL & WOOD FRAME CONSISTING OF 0.6-1.2 MM THICK GALVANISED SHEET METAL AND PINE GLULAM, LAMINATED IN THE SAME COLOUR AS THE LEAF, FITTED WITH A SEAL



FRAME-INTEGRATED ALUMINIUM THRESHOLD WITH THERMAL BREAK



STP-H HANDLE



CYLINDER AND KNOB CYLINDER IN A MASTER KEY SYSTEM


**czyste powietrze
zdrowy wybór**

Twój wybór!

OPTIONS AT EXTRA CHARGE



CERTIFIED CYLINDER CL. B



SAFETY CLASS RC2
OPTION INCLUDES CERTIFIED INSERTS CL. B
AND STP-H/K2 HANDLE

72 PREMIUM

 **Ud = 1.2 W/(m²·K)**
SOLID DOORS

 **Ud = 1.3 W/(m²·K)**
GLAZED DOORS


 **Rw = 30 dB**
SOUND INSULATION INDEX FOR SOLID DOORS

 **MADE-TO-MEASURE**




czyste powietrze
zdrowy wybór

Twój wybór!



72 MM THICK LEAF WITH THREE-SIDED REBATE, MADE OF 0.6 MM GALVANISED LAMINATED SHEET METAL, FILLED WITH POLYURETHANE FOAM, FITTED WITH A SEAL



THREE SECURITY BOLTS ON THE HINGE SIDE



THREE Z5 THREE-PART HINGES



THREE-BOLT TOP LOCK



THREE-BOLT MAIN LOCK



STRIKER PLATE WITH ADJUSTABLE CLOSING FORCE



STEEL FRAME MADE OF 1.2 MM GALVANISED SHEET METAL, LAMINATED IN THE SAME COLOUR AS THE LEAF, FITTED WITH A SEAL



FRAME-INTEGRATED STEEL THRESHOLD WITH SEAL



STP-H HANDLE



CYLINDER AND KNOB CYLINDER

OPTIONS AT EXTRA CHARGE



CERTIFIED CYLINDER CL.B



SAFETY CLASS RC2
OPTION INCLUDES CERTIFIED INSERTS CL.B AND STP-H/K2 HANDLE

AVAILABLE FRAME MODELS

AS STANDARD



FD-25/12



FD-25/21/B

AT EXTRA COST



ALUMINIUM WITH THERMAL BREAK



STEEL & WOOD WITH 3D HINGE



FD-25/12 + MASKOWNICA


72 STANDARD

 **Ud = 1.3 W/(m²*K)**
SOLID DOORS

 **Ud = 1.3 W/(m²*K)**
GLAZED DOORS

 **Rw = 30 dB**
SOUND INSULATION INDEX FOR SOLID DOORS


 **MADE-TO-MEASURE**



72 MM THICK LEAF WITH THREE-SIDED REBATE, MADE OF 0.6 MM THICK GALVANISED LAMINATED SHEET METAL, FILLED WITH FOAMED POLYSTYRENE, FITTED WITH A SEAL



THREE SECURITY BOLTS ON THE HINGE SIDE



THREE Z5 THREE-PART HINGES




THREE-BOLT TOP LOCK



STRIKER PLATE WITH ADJUSTABLE CLOSING FORCE



STEEL FRAME MADE OF 1.2 MM GALVANISED SHEET METAL, LAMINATED IN THE SAME COLOUR AS THE LEAF, FITTED WITH A SEAL



FRAME-INTEGRATED STEEL THRESHOLD WITH SEAL



STP-H HANDLE

OPTIONS AT EXTRA CHARGE



CERTIFIED CYLINDER CL. B



SAFETY CLASS RC2
OPTION INCLUDES CERTIFIED INSERTS CL. B AND STP-H/K2 HANDLE


**czyste powietrze
zdrowy wybór**

Twój wybór!

AVAILABLE FRAME MODELS

AS STANDARD



FD-25/12



FD-25/21/B

AT EXTRA COST



ALUMINIUM WITH THERMAL BREAK



STEEL & WOOD WITH 3D HINGE



FD-25/12 + MASKOWNICA


55 PREMIUM PLUS

 **Ud = 1.2 W/(m²·K)**
SOLID DOORS

 **Ud = 1.5 W/(m²·K)**
GLAZED DOORS

 **Rw = 27 dB**
SOUND INSULATION INDEX FOR SOLID DOORS

 **MADE-TO-MEASURE**



55 MM THICK LEAF WITH THREE-SIDED REBATE, MADE OF 0.6 MM GALVANISED LAMINATED SHEET METAL, FILLED WITH POLYURETHANE FOAM, FITTED WITH A SEAL



THREE SECURITY BOLTS ON THE HINGE SIDE



THREE 3D HINGES WITH COVERS ADJUSTABLE IN THREE PLANES



THREE-BOLT TOP LOCK




THREE-BOLT MAIN LOCK



STRIKER PLATE WITH ADJUSTABLE CLOSING FORCE



STEEL & WOOD FRAME CONSISTING OF 0.6-1.2 MM THICK GALVANISED SHEET METAL AND PINE GLULAM, LAMINATED IN THE SAME COLOUR AS THE LEAF, FITTED WITH A SEAL



FRAME-INTEGRATED ALUMINIUM THRESHOLD WITH THERMAL BREAK



STP-H HANDLE



CYLINDER AND KNOB CYLINDER IN A MASTER KEY SYSTEM


55 PREMIUM

 **Ud = 1.2 W/(m2*K)**
SOLID DOORS

 **Ud = 1.5 W/(m2*K)**
GLAZED DOORS

 **Rw = 27 dB**
SOUND INSULATION INDEX FOR SOLID DOORS

 **MADE-TO-MEASURE**



55 MM THICK LEAF WITH THREE-SIDED REBATE, MADE OF 0.6 MM GALVANISED LAMINATED SHEET METAL, FILLED WITH POLYURETHANE FOAM, FITTED WITH A SEAL



THREE SECURITY BOLTS ON THE HINGE SIDE



THREE Z5 THREE-PART HINGES



THREE-BOLT TOP LOCK




THREE-BOLT MAIN LOCK



STRIKER PLATE WITH ADJUSTABLE CLOSING FORCE



STEEL FRAME MADE OF 1.2 MM GALVANISED SHEET METAL, LAMINATED IN THE SAME COLOUR AS THE LEAF, FITTED WITH A SEAL



FRAME-INTEGRATED STEEL THRESHOLD WITH SEAL



STP-H HANDLE



CYLINDER AND KNOB CYLINDER IN A MASTER KEY SYSTEM

AVAILABLE FRAME MODELS

AS STANDARD



FD-25/12



FD-25/21/B



FD-25/21/C

AT EXTRA COST



STEEL & WOOD WITH 3D HINGE



FD-25/12 + MASKOWNICA


55 STANDARD

 **Ud = 1.3 W/(m²·K)**
SOLID DOORS

 **Ud = 1.6 W/(m²·K)**
GLAZED DOORS

 **Rw = 27 dB**
SOUND INSULATION INDEX FOR SOLID DOORS

 **MADE-TO-MEASURE**



55 MM THICK LEAF WITH THREE-SIDED REBATE, MADE OF 0.6 MM THICK GALVANISED LAMINATED SHEET METAL, FILLED WITH FOAMED POLYSTYRENE, FITTED WITH A SEAL



THREE SECURITY BOLTS ON THE HINGE SIDE



THREE Z5 THREE-PART HINGES




THREE-BOLT TOP LOCK



STRIKER PLATE WITH ADJUSTABLE CLOSING FORCE



STEEL FRAME MADE OF 1.2 MM GALVANISED SHEET METAL, LAMINATED IN THE SAME COLOUR AS THE LEAF, FITTED WITH A SEAL



FRAME-INTEGRATED STEEL THRESHOLD WITH SEAL



STP-H HANDLE



CYLINDER AND KNOB
CYLINDER
IN A MASTER KEY SYSTEM

AVAILABLE FRAME MODELS

AS STANDARD



FD-25/12



FD-25/21/B



FD-25/21/C

AT EXTRA COST




STEEL & WOOD WITH 3D HINGE



FD-25/12 + MASKOWNICA

EXTERIOR DOORS

GLAZED



EXTERIOR DOORS – GLAZED



S90 - T52 | dark anthracite

NEW
CERAMIC PRINTED
GLASS
S90 | S91



S90



S91

PVC FRAMES IN VENEER COLOUR

	NET PRICE PER SET	UD
55 STANDARD	x	x
55 PREMIUM	x	x
55 PREMIUM PLUS	x	x
72 STANDARD	3,580.00	1.3
72 PREMIUM	3,930.00	1.3
72 PREMIUM PLUS	4,525.00	1.1
72 PREMIUM ALU	5,085.00	0.97
72 PREMIUM H PLUS	4,845.00	1.1
72 PREMIUM H ALU	5,405.00	0.97

	NET PRICE PER SET	UD
85 STANDARD	x	x
85 PREMIUM	x	x
85 PREMIUM PLUS	x	x
85 PREMIUM ALU	x	x
85 PREMIUM H PLUS	x	x
85 PREMIUM H ALU	x	x
72 ECOTHERM	5,020.00	0.96
72 ECOTHERM ALU	5,600.00	0.96
72 ECOTHERM H	5,340.00	0.96
72 ECOTHERM H ALU	5,920.00	0.96
101 MASTER THERM	x	x

AVAILABLE SIZES:

80N, 80E, 90N, 90E, 100N, 100E

EXTRA CHARGE FOR WIDTH 100 – PLN 220.00

85 MM THICK DOORS ARE MADE IN COLOURS:

WHITE, TURNER OAK, WINCHESTER, GOLDEN OAK, DARK ORANGE, BOG OAK, DARK ANTHRACITE, ANTHRACITE WOODGRAIN, RED, BLUE, GREEN, BLACK TEXTURE AND RAL PASTEL COLOURS ARE AVAILABLE FOR SIZES 80N, 80E, 90N, 90E



| S91 - T52 | light grey



| S91 | golden oak



| S90 | white woodgrain

STANDARD COLOURS



| WHITE*



| WHITE WOODGRAIN



| WINCHESTER*



| GOLDEN OAK*



| DARK WALNUT*



| DARK MAHOGANY



| BOG OAK*



| DARK ANTHRACITE



| BLACK TEXTURE*


* DOORS IN SIZES 100E AND 100N ONLY AVAILABLE IN THE COLOURS INDICATED

EXTERIOR DOORS – GLAZED

S81 - T52 | dark anthracite



black glass



frosted glass



graphite reflective glass



brown reflective glass



one-way mirror glass



LACOBEL BLACK GLASS FRAME

	NET PRICE PER SET	UD
55 STANDARD	x	x
55 PREMIUM	x	x
55 PREMIUM PLUS	x	x
72 STANDARD	3,840.00	1.3
72 PREMIUM	4,190.00	1.3
72 PREMIUM PLUS	4,785.00	1.1
72 PREMIUM ALU	5,345.00	0.97
72 PREMIUM H PLUS	5,105.00	1.1
72 PREMIUM H ALU	5,665.00	0.97

	NET PRICE PER SET	UD
85 STANDARD	4,225.00	1.3
85 PREMIUM	4,695.00	1.3
85 PREMIUM PLUS	5,290.00	1.0
85 PREMIUM ALU	6,080.00	0.96
85 PREMIUM H PLUS	5,710.00	1.0
85 PREMIUM H ALU	6,500.00	0.96
72 ECOTHERM	5,280.00	0.96
72 ECOTHERM ALU	5,860.00	0.96
72 ECOTHERM H	5,600.00	0.96
72 ECOTHERM H ALU	6,180.00	0.96
101 MASTER THERM	x	x

AVAILABLE SIZES:

80N, 80E, 90N, 90E, 100N, 100E

EXTRA CHARGE FOR WIDTH 100 – PLN 220.00

85 MM THICK DOORS ARE MADE IN COLOURS:

WHITE, TURNER OAK, WINCHESTER, GOLDEN OAK, DARK ORANGE, BOG OAK, DARK ANTHRACITE, ANTHRACITE WOODGRAIN, RED, BLUE, GREEN, BLACK TEXTURE AND RAL PASTEL COLOURS ARE AVAILABLE FOR SIZES 80N, 80E, 90N, 90E



S81 - T60 | light grey




S81 - G | turner oak




S81 - T62 | white woodgrain

STANDARD COLOURS



PASTEL COLOURS FROM RAL PALETTE – EXTRA CHARGE OF PLN 600.00




EXCLUSIVE COLOURS – EXTRA CHARGE OF PLN 250.00



* DOORS IN SIZES 100E AND 100N ONLY AVAILABLE IN THE COLOURS INDICATED

EXTERIOR DOORS – GLAZED

S80 - G | dark anthracite



LACOBEL BLACK GLASS FRAME

	NET PRICE PER SET	UD
55 STANDARD	x	x
55 PREMIUM	x	x
55 PREMIUM PLUS	x	x
72 STANDARD	3,840.00	1.3
72 PREMIUM	4,190.00	1.3
72 PREMIUM PLUS	4,785.00	1.1
72 PREMIUM ALU	5,345.00	0.97
72 PREMIUM H PLUS	5,105.00	1.1
72 PREMIUM H ALU	5,665.00	0.97

	NET PRICE PER SET	UD
85 STANDARD	4,225.00	1.3
85 PREMIUM	4,695.00	1.3
85 PREMIUM PLUS	5,290.00	1.0
85 PREMIUM ALU	6,080.00	0.96
85 PREMIUM H PLUS	5,710.00	1.0
85 PREMIUM H ALU	6,500.00	0.96
72 ECOTHERM	5,280.00	0.96
72 ECOTHERM ALU	5,860.00	0.96
72 ECOTHERM H	5,600.00	0.96
72 ECOTHERM H ALU	6,180.00	0.96
101 MASTER THERM	x	x

AVAILABLE SIZES:

80N, 80E, 90N, 90E, 100N, 100E




















EXTRA CHARGE FOR WIDTH 100 – PLN 220.00

85 MM THICK DOORS ARE MADE IN COLOURS:





WHITE, TURNER OAK, WINCHESTER, GOLDEN OAK, DARK ORANGE, BOG OAK, DARK ANTHRACITE, ANTHRACITE WOODGRAIN, RED, BLUE, GREEN, BLACK TEXTURE AND RAL PASTEL COLOURS ARE AVAILABLE FOR SIZES 80N, 80E, 90N, 90E



STANDARD COLOURS

 NEW! BEIGE	 WHITE *	 WHITE WOOD- GRAIN	 LIGHT GRAY	 CONCRETE
 WHITE OAK	 SONOMA OAK	 SHEFFIELD OAK	 WINCHESTER *	 GOLDEN OAK *
 DARK WALNUT *	 DARK MAHOGANY	 BOG OAK *	 DARK ANTHRACITE *	 ANTHRACITE WOODGRAIN *
 BLACK TEXTURE *	 BLUE *	 GREEN *	 RED *	

PASTEL COLOURS FROM RAL PALETTE – EXTRA CHARGE OF PLN 600.00

 NEW! RAL5024 BABY BLUE *	 NEW! RAL6021 MINT *	 NEW! RAL3015 PINK *	 NEW! RAL1034 PEACH *
---	--	--	--


EXCLUSIVE COLOURS – EXTRA CHARGE OF PLN 250.00

 NEW! TRUFFLE OAK	 TURNER OAK *	 BLACK WOODGRAIN
--	--	--

* DOORS IN SIZES 100E AND 100N ONLY AVAILABLE IN THE COLOURS INDICATED

EXTERIOR DOORS – GLAZED

S61 - T54 | dark anthracite



FRAMES AVAILABLE IN INOX AND BLACK

	NET PRICE PER SET	UD
55 STANDARD	3,050.00	1.6
55 PREMIUM	3,290.00	1.5
55 PREMIUM PLUS	3,885.00	1.5
72 STANDARD	3,480.00	1.3
72 PREMIUM	3,830.00	1.3
72 PREMIUM PLUS	4,425.00	1.1
72 PREMIUM ALU	4,985.00	0.97
72 PREMIUM H PLUS	4,745.00	1.1
72 PREMIUM H ALU	5,305.00	0.97

	NET PRICE PER SET	UD
85 STANDARD	3,865.00	1.3
85 PREMIUM	4,335.00	1.3
85 PREMIUM PLUS	4,930.00	1.0
85 PREMIUM ALU	5,720.00	0.96
85 PREMIUM H PLUS	5,350.00	1.0
85 PREMIUM H ALU	6,140.00	0.96
72 ECOTHERM	4,920.00	0.96
72 ECOTHERM ALU	5,500.00	0.96
72 ECOTHERM H	5,240.00	0.96
72 ECOTHERM H ALU	5,820.00	0.96
101 MASTER THERM	6,620.00	0.7

AVAILABLE SIZES:

80N, 80E, 90N, 90E, 100N, 100E

EXTRA CHARGE FOR WIDTH 100 – PLN 220.00

85 MM THICK DOORS ARE MADE IN COLOURS:

WHITE, TURNER OAK, WINCHESTER, GOLDEN OAK, DARK ORANGE, BOG OAK, DARK ANTHRACITE, ANTHRACITE WOODGRAIN, RED, BLUE, GREEN, BLACK TEXTURE AND RAL PASTEL COLOURS ARE AVAILABLE FOR SIZES 80N, 80E, 90N, 90E



S61 - T54 | light grey






















S61 - T60 | black texture



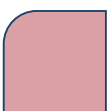



S61 - G | white woodgrain

STANDARD COLOURS

 NEW! BEIGE	 WHITE *	 WHITE WOOD- GRAIN	 LIGHT GRAY	 CONCRETE
 WHITE OAK	 SONOMA OAK	 SHEFFIELD OAK	 WINCHESTER *	 GOLDEN OAK *
 DARK WALNUT *	 DARK MAHOGANY	 BOG OAK *	 DARK ANTHRACITE *	 ANTHRACITE WOODGRAIN *
 BLACK TEXTURE *	 BLUE *	 GREEN *	 RED *	

PASTEL COLOURS FROM RAL PALETTE – EXTRA CHARGE OF PLN 600.00

 NEW! RAL5024 BABY BLUE *	 NEW! RAL6021 MINT *	 NEW! RAL3015 PINK *	 NEW! RAL1034 PEACH *
---	--	--	--


EXCLUSIVE COLOURS – EXTRA CHARGE OF PLN 250.00

 NEW! TRUFFLE OAK	 TURNER OAK *	 BLACK WOODGRAIN
--	--	--

* DOORS IN SIZES 100E AND 100N ONLY AVAILABLE IN THE COLOURS INDICATED

EXTERIOR DOORS – GLAZED

S60 - T53 | dark anthracite



FRAMES AVAILABLE IN INOX AND BLACK

	NET PRICE PER SET	UD
55 STANDARD	3,050.00	1.6
55 PREMIUM	3,290.00	1.5
55 PREMIUM PLUS	3,885.00	1.5
72 STANDARD	3,480.00	1.3
72 PREMIUM	3,830.00	1.3
72 PREMIUM PLUS	4,425.00	1.1
72 PREMIUM ALU	4,985.00	0.97
72 PREMIUM H PLUS	4,745.00	1.1
72 PREMIUM H ALU	5,305.00	0.97

	NET PRICE PER SET	UD
85 STANDARD	3,865.00	1.3
85 PREMIUM	4,335.00	1.3
85 PREMIUM PLUS	4,930.00	1.0
85 PREMIUM ALU	5,720.00	0.96
85 PREMIUM H PLUS	5,350.00	1.0
85 PREMIUM H ALU	6,140.00	0.96
72 ECOTHERM	4,920.00	0.96
72 ECOTHERM ALU	5,500.00	0.96
72 ECOTHERM H	5,240.00	0.96
72 ECOTHERM H ALU	5,820.00	0.96
101 MASTER THERM	6,620.00	0.7

AVAILABLE SIZES:

80N, 80E, 90N, 90E, 100N, 100E

EXTRA CHARGE FOR WIDTH 100 – PLN 220.00

85 MM THICK DOORS ARE MADE IN COLOURS:

WHITE, TURNER OAK, WINCHESTER, GOLDEN OAK, DARK ORANGE, BOG OAK, DARK ANTHRACITE, ANTHRACITE WOODGRAIN, RED, BLUE, GREEN, BLACK TEXTURE AND RAL PASTEL COLOURS ARE AVAILABLE FOR SIZES 80N, 80E, 90N, 90E



S60 - T53 | light grey




S60 - G | dark walnut




S60 - G | red texture

STANDARD COLOURS



PASTEL COLOURS FROM RAL PALETTE – EXTRA CHARGE OF PLN 600.00






EXCLUSIVE COLOURS – EXTRA CHARGE OF PLN 250.00



* DOORS IN SIZES 100E AND 100N ONLY AVAILABLE IN THE COLOURS INDICATED

EXTERIOR DOORS – GLAZED



FRAMES AVAILABLE IN INOX AND BLACK

	NET PRICE PER SET	UD
55 STANDARD	3,250.00	1.6
55 PREMIUM	3,490.00	1.5
55 PREMIUM PLUS	4,085.00	1.5
72 STANDARD	3,680.00	1.3
72 PREMIUM	4,030.00	1.3
72 PREMIUM PLUS	4,625.00	1.1
72 PREMIUM ALU	5,185.00	0.97
72 PREMIUM H PLUS	4,945.00	1.1
72 PREMIUM H ALU	5,505.00	0.97

	NET PRICE PER SET	UD
85 STANDARD	x	x
85 PREMIUM	x	x
85 PREMIUM PLUS	x	x
85 PREMIUM ALU	x	x
85 PREMIUM H PLUS	x	x
85 PREMIUM H ALU	x	x
72 ECOTHERM	5,120.00	0.96
72 ECOTHERM ALU	5,700.00	0.96
72 ECOTHERM H	5,440.00	0.96
72 ECOTHERM H ALU	6,020.00	0.96
101 MASTER THERM	x	0,7

AVAILABLE SIZES:

80N, 80E, 90N, 90E, 100N, 100E


EXTRA CHARGE FOR WIDTH 100 – PLN 220.00

85 MM THICK DOORS ARE MADE IN COLOURS:

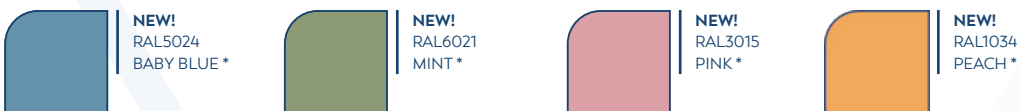
WHITE, TURNER OAK, WINCHESTER, GOLDEN OAK, DARK ORANGE, BOG OAK, DARK ANTHRACITE, ANTHRACITE WOODGRAIN, RED, BLUE, GREEN, BLACK TEXTURE AND RAL PASTEL COLOURS ARE AVAILABLE FOR SIZES 80N, 80E, 90N, 90E



STANDARD COLOURS



PASTEL COLOURS FROM RAL PALETTE – EXTRA CHARGE OF PLN 600.00



EXCLUSIVE COLOURS – EXTRA CHARGE OF PLN 250.00



* DOORS IN SIZES 100E AND 100N ONLY AVAILABLE IN THE COLOURS INDICATED

EXTERIOR DOORS – GLAZED



550 - T60 | dark anthracite



frosted glass

frosted glass with stripes

graphite reflective glass

brown reflective glass

one-way mirror glass

FRAMES AVAILABLE IN INOX AND BLACK

	NET PRICE PER SET	UD
55 STANDARD	3,250.00	1.6
55 PREMIUM	3,490.00	1.5
55 PREMIUM PLUS	4,085.00	1.5
72 STANDARD	3,680.00	1.3
72 PREMIUM	4,030.00	1.3
72 PREMIUM PLUS	4,625.00	1.1
72 PREMIUM ALU	5,185.00	0.97
72 PREMIUM H PLUS	4,945.00	1.1
72 PREMIUM H ALU	5,505.00	0.97

	NET PRICE PER SET	UD
85 STANDARD	x	x
85 PREMIUM	x	x
85 PREMIUM PLUS	x	x
85 PREMIUM ALU	x	x
85 PREMIUM H PLUS	x	x
85 PREMIUM H ALU	x	x
72 ECOTHERM	5,120.00	0.96
72 ECOTHERM ALU	5,700.00	0.96
72 ECOTHERM H	5,440.00	0.96
72 ECOTHERM H ALU	6,020.00	0.96
101 MASTER THERM	x	0,7

AVAILABLE SIZES:

80N, 80E, 90N, 90E, 100N, 100E

EXTRA CHARGE FOR WIDTH 100 – PLN 220.00

85 MM THICK DOORS ARE MADE IN COLOURS:

WHITE, TURNER OAK, WINCHESTER, GOLDEN OAK, DARK ORANGE, BOG OAK, DARK ANTHRACITE, ANTHRACITE WOODGRAIN, RED, BLUE, GREEN, BLACK TEXTURE AND RAL PASTEL COLOURS ARE AVAILABLE FOR SIZES 80N, 80E, 90N, 90E



550 - T60 | light grey






















550 - G | golden oak



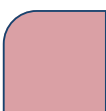



550 - G | black texture

STANDARD COLOURS

 NEW! BEIGE	 WHITE *	 WHITE WOOD- GRAIN	 LIGHT GRAY	 CONCRETE
 WHITE OAK	 SONOMA OAK	 SHEFFIELD OAK	 WINCHESTER *	 GOLDEN OAK *
 DARK WALNUT *	 DARK MAHOGANY	 BOG OAK *	 DARK ANTHRACITE *	 ANTHRACITE WOODGRAIN *
 BLACK TEXTURE *	 BLUE *	 GREEN *	 RED *	

PASTEL COLOURS FROM RAL PALETTE – EXTRA CHARGE OF PLN 600.00

 NEW! RAL5024 BABY BLUE *	 NEW! RAL6021 MINT *	 NEW! RAL3015 PINK *	 NEW! RAL1034 PEACH *
---	--	--	--


EXCLUSIVE COLOURS – EXTRA CHARGE OF PLN 250.00

 NEW! TRUFFLE OAK	 TURNER OAK *	 BLACK WOODGRAIN
--	--	--

* DOORS IN SIZES 100E AND 100N ONLY AVAILABLE IN THE COLOURS INDICATED

EXTERIOR DOORS – GLAZED

S43 - T41 | dark anthracite



FRAMES AVAILABLE IN INOX AND BLACK

	NET PRICE PER SET	UD
55 STANDARD	3,150.00	1.6
55 PREMIUM	3,390.00	1.5
55 PREMIUM PLUS	3,985.00	1.5
72 STANDARD	3,580.00	1.3
72 PREMIUM	3,930.00	1.3
72 PREMIUM PLUS	4,525.00	1.1
72 PREMIUM ALU	5,085.00	0.97
72 PREMIUM H PLUS	4,845.00	1.1
72 PREMIUM H ALU	5,405.00	0.97

	NET PRICE PER SET	UD
85 STANDARD	3,965.00	1.3
85 PREMIUM	4,435.00	1.3
85 PREMIUM PLUS	5,030.00	1.0
85 PREMIUM ALU	5,820.00	0.96
85 PREMIUM H PLUS	5,450.00	1.0
85 PREMIUM H ALU	6,240.00	0.96
72 ECOTHERM	5,020.00	0.96
72 ECOTHERM ALU	5,600.00	0.96
72 ECOTHERM H	5,340.00	0.96
72 ECOTHERM H ALU	5,920.00	0.96
101 MASTER THERM	6,720.00	0.7

AVAILABLE SIZES:

80N, 80E, 90N, 90E, 100N, 100E

EXTRA CHARGE FOR WIDTH 100 – PLN 220.00

85 MM THICK DOORS ARE MADE IN COLOURS:

WHITE, TURNER OAK, WINCHESTER, GOLDEN OAK, DARK ORANGE, BOG OAK, DARK ANTHRACITE, ANTHRACITE WOODGRAIN, RED, BLUE, GREEN, BLACK TEXTURE AND RAL PASTEL COLOURS ARE AVAILABLE FOR SIZES 80N, 80E, 90N, 90E



S43 - T41 | light grey






















S43 - T59 | green texture



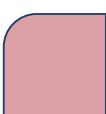



S43 - G | white oak


STANDARD COLOURS

 NEW! BEIGE	 WHITE *	 WHITE WOOD- GRAIN	 LIGHT GRAY	 CONCRETE
 WHITE OAK	 SONOMA OAK	 SHEFFIELD OAK	 WINCHESTER *	 GOLDEN OAK *
 DARK WALNUT *	 DARK MAHOGANY	 BOG OAK *	 DARK ANTHRACITE *	 ANTHRACITE WOODGRAIN *
 BLACK TEXTURE *	 BLUE *	 GREEN *	 RED *	

PASTEL COLOURS FROM RAL PALETTE – EXTRA CHARGE OF PLN 600.00


 NEW! RAL5024 BABY BLUE *	 NEW! RAL6021 MINT *	 NEW! RAL3015 PINK *	 NEW! RAL1034 PEACH *
---	--	--	--

EXCLUSIVE COLOURS – EXTRA CHARGE OF PLN 250.00

 NEW! TRUFFLE OAK	 TURNER OAK *	 BLACK WOODGRAIN
--	--	--

* DOORS IN SIZES 100E AND 100N ONLY AVAILABLE IN THE COLOURS INDICATED

EXTERIOR DOORS – GLAZED



FRAMES AVAILABLE IN INOX AND BLACK

	NET PRICE PER SET	UD
55 STANDARD	3,150.00	1.6
55 PREMIUM	3,390.00	1.5
55 PREMIUM PLUS	3,985.00	1.5
72 STANDARD	3,580.00	1.3
72 PREMIUM	3,930.00	1.3
72 PREMIUM PLUS	4,525.00	1.1
72 PREMIUM ALU	5,085.00	0.97
72 PREMIUM H PLUS	4,845.00	1.1
72 PREMIUM H ALU	5,405.00	0.97

	NET PRICE PER SET	UD
85 STANDARD	3,965.00	1.3
85 PREMIUM	4,435.00	1.3
85 PREMIUM PLUS	5,030.00	1.0
85 PREMIUM ALU	5,820.00	0.96
85 PREMIUM H PLUS	5,450.00	1.0
85 PREMIUM H ALU	6,240.00	0.96
72 ECOTHERM	5,020.00	0.96
72 ECOTHERM ALU	5,600.00	0.96
72 ECOTHERM H	5,340.00	0.96
72 ECOTHERM H ALU	5,920.00	0.96
101 MASTER THERM	6,720.00	0.7

AVAILABLE SIZES:

80N, 80E, 90N, 90E, 100N, 100E

EXTRA CHARGE FOR WIDTH 100 – PLN 220.00

85 MM THICK DOORS ARE MADE IN COLOURS:

WHITE, TURNER OAK, WINCHESTER, GOLDEN OAK, DARK ORANGE, BOG OAK, DARK ANTHRACITE, ANTHRACITE WOODGRAIN, RED, BLUE, GREEN, BLACK TEXTURE AND RAL PASTEL COLOURS ARE AVAILABLE FOR SIZES 80N, 80E, 90N, 90E



S37 - T41 | light grey






















S37 - G | golden oak



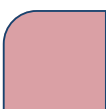



S37 - G | blue texture

STANDARD COLOURS

 NEW! BEIGE	 WHITE *	 WHITE WOOD- GRAIN	 LIGHT GRAY	 CONCRETE
 WHITE OAK	 SONOMA OAK	 SHEFFIELD OAK	 WINCHESTER *	 GOLDEN OAK *
 DARK WALNUT *	 DARK MAHOAGANY	 BOG OAK *	 DARK ANTHRACITE *	 ANTHRACITE WOODGRAIN *
 BLACK TEXTURE *	 BLUE *	 GREEN *	 RED *	

PASTEL COLOURS FROM RAL PALETTE – EXTRA CHARGE OF PLN 600.00

 NEW! RAL5024 BABY BLUE *	 NEW! RAL6021 MINT *	 NEW! RAL3015 PINK *	 NEW! RAL1034 PEACH *
---	--	--	--



EXCLUSIVE COLOURS – EXTRA CHARGE OF PLN 250.00

 NEW! TRUFFLE OAK	 TURNER OAK *	 BLACK WOODGRAIN
--	--	--

* DOORS IN SIZES 100E AND 100N ONLY AVAILABLE IN THE COLOURS INDICATED

EXTERIOR DOORS – GLAZED

S34 - T63 | dark anthracite



FRAMES AVAILABLE IN INOX AND BLACK

	NET PRICE PER SET	UD
55 STANDARD	3,150.00	1.6
55 PREMIUM	3,390.00	1.5
55 PREMIUM PLUS	3,985.00	1.5
72 STANDARD	3,580.00	1.3
72 PREMIUM	3,930.00	1.3
72 PREMIUM PLUS	4,525.00	1.1
72 PREMIUM ALU	5,085.00	0.97
72 PREMIUM H PLUS	4,845.00	1.1
72 PREMIUM H ALU	5,405.00	0.97

	NET PRICE PER SET	UD
85 STANDARD	3,965.00	1.3
85 PREMIUM	4,435.00	1.3
85 PREMIUM PLUS	5,030.00	1.0
85 PREMIUM ALU	5,820.00	0.96
85 PREMIUM H PLUS	5,450.00	1.0
85 PREMIUM H ALU	6,240.00	0.96
72 ECOTHERM	5,020.00	0.96
72 ECOTHERM ALU	5,600.00	0.96
72 ECOTHERM H	5,340.00	0.96
72 ECOTHERM H ALU	5,920.00	0.96
101 MASTER THERM	6,720.00	0.7

AVAILABLE SIZES:

80N, 80E, 90N, 90E, 100N, 100E

EXTRA CHARGE FOR WIDTH 100 – PLN 220.00

85 MM THICK DOORS ARE MADE IN COLOURS:

WHITE, TURNER OAK, WINCHESTER, GOLDEN OAK, DARK ORANGE, BOG OAK, DARK ANTHRACITE, ANTHRACITE WOODGRAIN, RED, BLUE, GREEN, BLACK TEXTURE AND RAL PASTEL COLOURS ARE AVAILABLE FOR SIZES 80N, 80E, 90N, 90E



S34 - T52 | light grey





















S34 - T49 | red texture



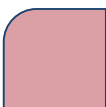



S34 - G | bog oak

STANDARD COLOURS

 NEW! BEIGE	 WHITE *	 WHITE WOOD- GRAIN	 LIGHT GRAY	 CONCRETE
 WHITE OAK	 SONOMA OAK	 SHEFFIELD OAK	 WINCHESTER *	 GOLDEN OAK *
 DARK WALNUT *	 DARK MAHOGANY	 BOG OAK *	 DARK ANTHRACITE *	 ANTHRACITE WOODGRAIN *
 BLACK TEXTURE *	 BLUE *	 GREEN *	 RED *	

PASTEL COLOURS FROM RAL PALETTE – EXTRA CHARGE OF PLN 600.00




 NEW! RAL5024 BABY BLUE *	 NEW! RAL6021 MINT *	 NEW! RAL3015 PINK *	 NEW! RAL1034 PEACH *
---	--	--	--

EXCLUSIVE COLOURS – EXTRA CHARGE OF PLN 250.00

 NEW! TRUFFLE OAK	 TURNER OAK *	 BLACK WOODGRAIN
--	--	--

* DOORS IN SIZES 100E AND 100N ONLY AVAILABLE IN THE COLOURS INDICATED

EXTERIOR DOORS – GLAZED



FRAMES AVAILABLE IN INOX AND BLACK

	NET PRICE PER SET	UD
55 STANDARD	3,150.00	1.6
55 PREMIUM	3,390.00	1.5
55 PREMIUM PLUS	3,985.00	1.5
72 STANDARD	3,580.00	1.3
72 PREMIUM	3,930.00	1.3
72 PREMIUM PLUS	4,525.00	1.1
72 PREMIUM ALU	5,085.00	0.97
72 PREMIUM H PLUS	4,845.00	1.1
72 PREMIUM H ALU	5,405.00	0.97

	NET PRICE PER SET	UD
85 STANDARD	3,965.00	1.3
85 PREMIUM	4,435.00	1.3
85 PREMIUM PLUS	5,030.00	1.0
85 PREMIUM ALU	5,820.00	0.96
85 PREMIUM H PLUS	5,450.00	1.0
85 PREMIUM H ALU	6,240.00	0.96
72 ECOTHERM	5,020.00	0.96
72 ECOTHERM ALU	5,600.00	0.96
72 ECOTHERM H	5,340.00	0.96
72 ECOTHERM H ALU	5,920.00	0.96
101 MASTER THERM	6,720.00	0.7

AVAILABLE SIZES:

80N, 80E, 90N, 90E, 100N, 100E

EXTRA CHARGE FOR WIDTH 100 – PLN 220.00

85 MM THICK DOORS ARE MADE IN COLOURS:

WHITE, TURNER OAK, WINCHESTER, GOLDEN OAK, DARK ORANGE, BOG OAK, DARK ANTHRACITE, ANTHRACITE WOODGRAIN, RED, BLUE, GREEN, BLACK TEXTURE AND RAL PASTEL COLOURS ARE AVAILABLE FOR SIZES 80N, 80E, 90N, 90E



S33 - T60 | light grey




S33 - G | green texture

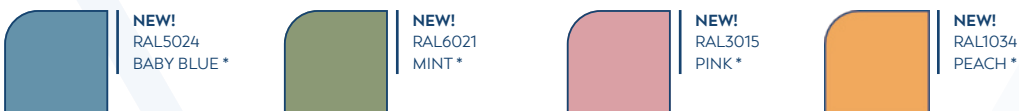


S33 - T61 | turner oak

STANDARD COLOURS



PASTEL COLOURS FROM RAL PALETTE – EXTRA CHARGE OF PLN 600.00



EXCLUSIVE COLOURS – EXTRA CHARGE OF PLN 250.00



* DOORS IN SIZES 100E AND 100N ONLY AVAILABLE IN THE COLOURS INDICATED

EXTERIOR DOORS – GLAZED


S17 - T20 | dark anthracite



S16



S17



S18



PVC FRAMES IN VENEER COLOUR

	NET PRICE PER SET	UD
55 STANDARD	2,510.00	1.6
55 PREMIUM	2,750.00	1.5
55 PREMIUM PLUS	3,345.00	1.5
72 STANDARD	2,940.00	1.3
72 PREMIUM	3,290.00	1.3
72 PREMIUM PLUS	3,885.00	1.3
72 PREMIUM ALU	4,445.00	1.3
72 PREMIUM H PLUS	4,205.00	1.3
72 PREMIUM H ALU	4,765.00	1.3

	NET PRICE PER SET	UD
85 STANDARD	x	x
85 PREMIUM	x	x
85 PREMIUM PLUS	x	x
85 PREMIUM ALU	x	x
85 PREMIUM H PLUS	x	x
85 PREMIUM H ALU	x	x
72 ECOTHERM	4,380.00	1.3
72 ECOTHERM ALU	4,960.00	1.3
72 ECOTHERM H	4,700.00	1.3
72 ECOTHERM H ALU	5,280.00	1.3
101 MASTER THERM	x	x

AVAILABLE SIZES:

80N, 80E, 90N, 90E, 100N, 100E

EXTRA CHARGE FOR WIDTH 100 – PLN 220.00

85 MM THICK DOORS ARE MADE IN COLOURS:

WHITE, TURNER OAK, WINCHESTER, GOLDEN OAK, DARK ORANGE, BOG OAK, DARK ANTHRACITE, ANTHRACITE WOODGRAIN, RED, BLUE, GREEN, BLACK TEXTURE AND RAL PASTEL COLOURS ARE AVAILABLE FOR SIZES 80N, 80E, 90N, 90E



| S17 - T20 | light grey



| S18 - G | dark walnut



| S18 - T26 | truffle oak

STANDARD COLOURS



| WHITE*



| WHITE WOODGRAIN



| WINCHESTER*



| GOLDEN OAK*



| DARK WALNUT*



| DARK MAHOGANY



| BOG OAK*



| DARK ANTHRACITE



| BLACK TEXTURE*

* DOORS IN SIZES 100E AND 100N ONLY AVAILABLE IN THE COLOURS INDICATED

EXTERIOR DOORS – GLAZED

S07 - T26 | dark anthracite



PVC FRAMES IN VENEER COLOUR

	NET PRICE PER SET	UD
55 STANDARD	2,390.00	1.6
55 PREMIUM	2,630.00	1.5
55 PREMIUM PLUS	3,225.00	1.5
72 STANDARD	2,820.00	1.3
72 PREMIUM	3,170.00	1.3
72 PREMIUM PLUS	3,765.00	1.3
72 PREMIUM ALU	4,325.00	1.3
72 PREMIUM H PLUS	4,085.00	1.3
72 PREMIUM H ALU	4,645.00	1.3

	NET PRICE PER SET	UD
85 STANDARD	x	x
85 PREMIUM	x	x
85 PREMIUM PLUS	x	x
85 PREMIUM ALU	x	x
85 PREMIUM H PLUS	x	x
85 PREMIUM H ALU	x	x
72 ECOTHERM	4,260.00	1.3
72 ECOTHERM ALU	4,840.00	1.3
72 ECOTHERM H	4,580.00	1.3
72 ECOTHERM H ALU	5,160.00	1.3
101 MASTER THERM	x	x


AVAILABLE SIZES:

80N, 80E, 90N, 90E, 100N, 100E

EXTRA CHARGE FOR WIDTH 100 – PLN 220.00

85 MM THICK DOORS ARE MADE IN COLOURS:

WHITE, TURNER OAK, WINCHESTER, GOLDEN OAK, DARK ORANGE, BOG OAK, DARK ANTHRACITE, ANTHRACITE WOODGRAIN, RED, BLUE, GREEN, BLACK TEXTURE AND RAL PASTEL COLOURS ARE AVAILABLE FOR SIZES 80N, 80E, 90N, 90E



S07 - T26 | light grey



S08 - G | white texture



S08 - T29 | golden oak

STANDARD COLOURS



WHITE*



WHITE WOODGRAIN



WINCHESTER*



GOLDEN OAK*



DARK WALNUT*



DARK MAHOGANY



BOG OAK*



DARK ANTHRACITE



BLACK TEXTURE*

* DOORS IN SIZES 100E AND 100N ONLY AVAILABLE IN THE COLOURS INDICATED

EXTERIOR DOORS – GLAZED

S03 - T52 | dark anthracite



frosted glass



graphite reflective glass



brown reflective glass



one-way mirror glass



PVC FRAMES IN VENEER COLOUR

	NET PRICE PER SET	UD
55 STANDARD	2,630.00	1.6
55 PREMIUM	2,870.00	1.5
55 PREMIUM PLUS	3,465.00	1.5
72 STANDARD	3,060.00	1.3
72 PREMIUM	3,410.00	1.3
72 PREMIUM PLUS	4,005.00	1.3
72 PREMIUM ALU	4,565.00	1.3
72 PREMIUM H PLUS	4,325.00	1.3
72 PREMIUM H ALU	4,885.00	1.3

	NET PRICE PER SET	UD
85 STANDARD	x	x
85 PREMIUM	x	x
85 PREMIUM PLUS	x	x
85 PREMIUM ALU	x	x
85 PREMIUM H PLUS	x	x
85 PREMIUM H ALU	x	x
72 ECOTHERM	4,500.00	1.3
72 ECOTHERM ALU	5,080.00	1.3
72 ECOTHERM H	4,820.00	1.3
72 ECOTHERM H ALU	5,400.00	1.3
101 MASTER THERM	x	x

AVAILABLE SIZES:

80N, 80E, 90N, 90E, 100N, 100E

EXTRA CHARGE FOR WIDTH 100 – PLN 220.00

85 MM THICK DOORS ARE MADE IN COLOURS:

WHITE, TURNER OAK, WINCHESTER, GOLDEN OAK, DARK ORANGE, BOG OAK, DARK ANTHRACITE, ANTHRACITE WOODGRAIN, RED, BLUE, GREEN, BLACK TEXTURE AND RAL PASTEL COLOURS ARE AVAILABLE FOR SIZES 80N, 80E, 90N, 90E



| S03 - T52 | light grey



| S03 - G | dark walnut



| S03 - G | white woodgrain

STANDARD COLOURS



| WHITE*



| WHITE WOODGRAIN



| WINCHESTER*



| GOLDEN OAK*



| DARK WALNUT*



| DARK MAHOGANY



| BOG OAK*



| DARK ANTHRACITE



| BLACK TEXTURE*

* DOORS IN SIZES 100E AND 100N ONLY AVAILABLE IN THE COLOURS INDICATED




EXTERIOR DOORS

GLAZED WITH DECORATIONS



EXTERIOR DOORS – GLAZED WITH DECORATIONS

S33 - A46 narrow | dark anthracite



FRAMES AVAILABLE IN INOX AND BLACK

DECORATION WIDTH:
NARROW DECORATION 14 MM
30 MM WIDE DECORATION

	NET PRICE PER SET	UD
55 STANDARD	3,650.00	1.6
55 PREMIUM	3,890.00	1.5
55 PREMIUM PLUS	4,485.00	1.5
72 STANDARD	4,080.00	1.3
72 PREMIUM	4,430.00	1.3
72 PREMIUM PLUS	5,025.00	1.1
72 PREMIUM ALU	5,585.00	0.97
72 PREMIUM H PLUS	5,345.00	1.1
72 PREMIUM H ALU	5,905.00	0.97

	NET PRICE PER SET	UD
85 STANDARD	4,465.00	1.3
85 PREMIUM	4,935.00	1.3
85 PREMIUM PLUS	5,530.00	1.0
85 PREMIUM ALU	6,320.00	0.96
85 PREMIUM H PLUS	5,950.00	1.0
85 PREMIUM H ALU	6,740.00	0.96
72 ECOTHERM	5,520.00	0.96
72 ECOTHERM ALU	6,100.00	0.96
72 ECOTHERM H	5,840.00	0.96
72 ECOTHERM H ALU	6,420.00	0.96
101 MASTER THERM	7,220.00	0.7

AVAILABLE SIZES:

80N, 80E, 90N, 90E, 100N, 100E

EXTRA CHARGE FOR WIDTH 100 – PLN 220.00




















85 MM THICK DOORS ARE MADE IN COLOURS:

WHITE, TURNER OAK, WINCHESTER, GOLDEN OAK, DARK ORANGE, BOG OAK, DARK ANTHRACITE, ANTHRACITE WOODGRAIN, RED, BLUE, GREEN, BLACK TEXTURE AND RAL PASTEL COLOURS ARE AVAILABLE FOR SIZES 80N, 80E, 90N, 90E



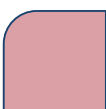

EXTERIOR DOORS – GLAZED WITH DECORATIONS



STANDARD COLOURS

 NEW! BEIGE	 WHITE *	 WHITE WOOD- GRAIN	 LIGHT GRAY	 CONCRETE
 WHITE OAK	 SONOMA OAK	 SHEFFIELD OAK	 WINCHESTER *	 GOLDEN OAK *
 DARK WALNUT *	 DARK MAHOGANY	 BOG OAK *	 DARK ANTHRACITE *	 ANTHRACITE WOODGRAIN *
 BLACK TEXTURE *	 BLUE *	 GREEN *	 RED *	

PASTEL COLOURS FROM RAL PALETTE – EXTRA CHARGE OF PLN 600.00




 NEW! RAL5024 BABY BLUE *	 NEW! RAL6021 MINT *	 NEW! RAL3015 PINK *	 NEW! RAL1034 PEACH *
---	--	--	--

EXCLUSIVE COLOURS – EXTRA CHARGE OF PLN 250.00

 NEW! TRUFFLE OAK	 TURNER OAK *	 BLACK WOODGRAIN
--	--	--

* DOORS IN SIZES 100E AND 100N ONLY AVAILABLE IN THE COLOURS INDICATED

EXTERIOR DOORS – GLAZED WITH DECORATIONS



FRAMES AVAILABLE IN INOX AND BLACK

DECORATION WIDTH:
NARROW DECORATION 14 MM
30 MM WIDE DECORATION

	NET PRICE PER SET	UD
55 STANDARD	3,650.00	1.6
55 PREMIUM	3,890.00	1.5
55 PREMIUM PLUS	4,485.00	1.5
72 STANDARD	4,080.00	1.3
72 PREMIUM	4,430.00	1.3
72 PREMIUM PLUS	5,025.00	1.1
72 PREMIUM ALU	5,585.00	0.97
72 PREMIUM H PLUS	5,345.00	1.1
72 PREMIUM H ALU	5,905.00	0.97

	NET PRICE PER SET	UD
85 STANDARD	4,465.00	1.3
85 PREMIUM	4,935.00	1.3
85 PREMIUM PLUS	5,530.00	1.0
85 PREMIUM ALU	6,320.00	0.96
85 PREMIUM H PLUS	5,950.00	1.0
85 PREMIUM H ALU	6,740.00	0.96
72 ECOTHERM	5,520.00	0.96
72 ECOTHERM ALU	6,100.00	0.96
72 ECOTHERM H	5,840.00	0.96
72 ECOTHERM H ALU	6,420.00	0.96
101 MASTER THERM	7,220.00	0.7

AVAILABLE SIZES:

80N, 80E, 90N, 90E, 100N, 100E

EXTRA CHARGE FOR WIDTH 100 – PLN 220.00













85 MM THICK DOORS ARE MADE IN COLOURS:

WHITE, TURNER OAK, WINCHESTER, GOLDEN OAK, DARK ORANGE, BOG OAK, DARK ANTHRACITE, ANTHRACITE WOODGRAIN, RED, BLUE, GREEN, BLACK TEXTURE AND RAL PASTEL COLOURS ARE AVAILABLE FOR SIZES 80N, 80E, 90N, 90E





EXTERIOR DOORS – GLAZED WITH DECORATIONS



STANDARD COLOURS

 NEW! BEIGE	 WHITE *	 WHITE WOOD- GRAIN	 LIGHT GRAY	 CONCRETE
 WHITE OAK	 SONOMA OAK	 SHEFFIELD OAK	 WINCHESTER *	 GOLDEN OAK *
 DARK WALNUT *	 DARK MAHOGANY	 BOG OAK *	 DARK ANTHRACITE *	 ANTHRACITE WOODGRAIN *
 BLACK TEXTURE *	 BLUE *	 GREEN *	 RED *	

PASTEL COLOURS FROM RAL PALETTE – EXTRA CHARGE OF PLN 600.00

 NEW! RAL5024 BABY BLUE *	 NEW! RAL6021 MINT *	 NEW! RAL3015 PINK *	 NEW! RAL1034 PEACH *
---	--	--	--


EXCLUSIVE COLOURS – EXTRA CHARGE OF PLN 250.00

 NEW! TRUFFLE OAK	 TURNER OAK *	 BLACK WOODGRAIN
--	--	--

* DOORS IN SIZES 100E AND 100N ONLY AVAILABLE IN THE COLOURS INDICATED

EXTERIOR DOORS – GLAZED WITH DECORATIONS

S60 - A53 narrow | dark anthracite



FRAMES AVAILABLE IN INOX AND BLACK

DECORATION WIDTH:
NARROW DECORATION 14 MM
30 MM WIDE DECORATION

	NET PRICE PER SET	UD
55 STANDARD	3,550.00	1.6
55 PREMIUM	3,790.00	1.5
55 PREMIUM PLUS	4,385.00	1.5
72 STANDARD	3,980.00	1.3
72 PREMIUM	4,330.00	1.3
72 PREMIUM PLUS	4,925.00	1.1
72 PREMIUM ALU	5,485.00	0.97
72 PREMIUM H PLUS	5,245.00	1.1
72 PREMIUM H ALU	5,805.00	0.97

	NET PRICE PER SET	UD
85 STANDARD	4,365.00	1.3
85 PREMIUM	4,835.00	1.3
85 PREMIUM PLUS	5,430.00	1.0
85 PREMIUM ALU	6,220.00	0.96
85 PREMIUM H PLUS	5,850.00	1.0
85 PREMIUM H ALU	6,640.00	0.96
72 ECOTHERM	5,420.00	0.96
72 ECOTHERM ALU	6,000.00	0.96
72 ECOTHERM H	5,740.00	0.96
72 ECOTHERM H ALU	6,320.00	0.96
101 MASTER THERM	7,120.00	0.7

AVAILABLE SIZES:

80N, 80E, 90N, 90E, 100N, 100E

EXTRA CHARGE FOR WIDTH 100 – PLN 220.00









85 MM THICK DOORS ARE MADE IN COLOURS:

WHITE, TURNER OAK, WINCHESTER, GOLDEN OAK, DARK ORANGE, BOG OAK, DARK ANTHRACITE, ANTHRACITE WOODGRAIN, RED, BLUE, GREEN, BLACK TEXTURE AND RAL PASTEL COLOURS ARE AVAILABLE FOR SIZES 80N, 80E, 90N, 90E





EXTERIOR DOORS – GLAZED WITH DECORATIONS



STANDARD COLOURS

 NEW! BEIGE	 WHITE *	 WHITE WOOD- GRAIN	 LIGHT GRAY	 CONCRETE
 WHITE OAK	 SONOMA OAK	 SHEFFIELD OAK	 WINCHESTER *	 GOLDEN OAK *
 DARK WALNUT *	 DARK MAHOGANY	 BOG OAK *	 DARK ANTHRACITE *	 ANTHRACITE WOODGRAIN *
 BLACK TEXTURE *	 BLUE *	 GREEN *	 RED *	

PASTEL COLOURS FROM RAL PALETTE – EXTRA CHARGE OF PLN 600.00

 NEW! RAL5024 BABY BLUE *	 NEW! RAL6021 MINT *	 NEW! RAL3015 PINK *	 NEW! RAL1034 PEACH *
--	---	---	---




EXCLUSIVE COLOURS – EXTRA CHARGE OF PLN 250.00

 NEW! TRUFFLE OAK	 TURNER OAK *	 BLACK WOODGRAIN
---	--	--

* DOORS IN SIZES 100E AND 100N ONLY AVAILABLE IN THE COLOURS INDICATED

EXTERIOR DOORS – GLAZED WITH DECORATIONS

SG2 - A49 narrow | dark anthracite



FRAMES AVAILABLE IN INOX AND BLACK

DECORATION WIDTH:
NARROW DECORATION 14 MM
30 MM WIDE DECORATION

	NET PRICE PER SET	UD
55 STANDARD	3,550.00	1.6
55 PREMIUM	3,790.00	1.5
55 PREMIUM PLUS	4,385.00	1.5
72 STANDARD	3,980.00	1.3
72 PREMIUM	4,330.00	1.3
72 PREMIUM PLUS	4,925.00	1.1
72 PREMIUM ALU	5,485.00	0.97
72 PREMIUM H PLUS	5,245.00	1.1
72 PREMIUM H ALU	5,805.00	0.97

	NET PRICE PER SET	UD
85 STANDARD	4,365.00	1.3
85 PREMIUM	4,835.00	1.3
85 PREMIUM PLUS	5,430.00	1.0
85 PREMIUM ALU	6,220.00	0.96
85 PREMIUM H PLUS	5,850.00	1.0
85 PREMIUM H ALU	6,640.00	0.96
72 ECOTHERM	5,420.00	0.96
72 ECOTHERM ALU	6,000.00	0.96
72 ECOTHERM H	5,740.00	0.96
72 ECOTHERM H ALU	6,320.00	0.96
101 MASTER THERM	7,120.00	0.7

AVAILABLE SIZES:

80N, 80E, 90N, 90E, 100N, 100E

EXTRA CHARGE FOR WIDTH 100 – PLN 220.00














85 MM THICK DOORS ARE MADE IN COLOURS:

WHITE, TURNER OAK, WINCHESTER, GOLDEN OAK, DARK ORANGE, BOG OAK, DARK ANTHRACITE, ANTHRACITE WOODGRAIN, RED, BLUE, GREEN, BLACK TEXTURE AND RAL PASTEL COLOURS ARE AVAILABLE FOR SIZES 80N, 80E, 90N, 90E





EXTERIOR DOORS – GLAZED WITH DECORATIONS



STANDARD COLOURS

 NEW! BEIGE	 WHITE *	 WHITE WOOD- GRAIN	 LIGHT GRAY	 CONCRETE
 WHITE OAK	 SONOMA OAK	 SHEFFIELD OAK	 WINCHESTER *	 GOLDEN OAK *
 DARK WALNUT *	 DARK MAHOGANY	 BOG OAK *	 DARK ANTHRACITE *	 ANTHRACITE WOODGRAIN *
 BLACK TEXTURE *	 BLUE *	 GREEN *	 RED *	

PASTEL COLOURS FROM RAL PALETTE – EXTRA CHARGE OF PLN 600.00

 NEW! RAL5024 BABY BLUE *	 NEW! RAL6021 MINT *	 NEW! RAL3015 PINK *	 NEW! RAL1034 PEACH *
---	--	--	--

EXCLUSIVE COLOURS – EXTRA CHARGE OF PLN 250.00

 NEW! TRUFFLE OAK	 TURNER OAK *	 BLACK WOODGRAIN
--	--	--

* DOORS IN SIZES 100E AND 100N ONLY AVAILABLE IN THE COLOURS INDICATED

EXTERIOR DOORS

WITH DECORATIONS



EXTERIOR DOORS – WITH DECORATIONS

NEW

3D TWO-SIDE DECORATION

R01

AVAILABLE IN
WHITE AND BLACK
TEXTURE



| R01 | white texture



| R01 | black texture

DECORATION WIDTH:
NARROW DECORATION 14 MM
30 MM WIDE DECORATION

	R01 DECORATION NET PRICE PER SET	OTHER DECORATIONS NET PRICE PER SET	UD		R01 DECORATION NET PRICE PER SET	OTHER DECORATIONS NET PRICE PER SET	UD
55 STANDARD	3,420.00	2,170.00	1.3	85 STANDARD	4,235.00	2,985.00	1.2
55 PREMIUM	3,660.00	2,410.00	1.2	85 PREMIUM	4,705.00	3,455.00	1.1
55 PREMIUM PLUS	4,255.00	3,005.00	1.2	85 PREMIUM PLUS	5,300.00	4,050.00	0.91
72 STANDARD	3,850.00	2,600.00	1.3	85 PREMIUM ALU	6,090.00	4,840.00	0.85
72 PREMIUM	4,200.00	2,950.00	1.2	85 PREMIUM H PLUS	5,720.00	4,470.00	0.91
72 PREMIUM PLUS	4,795.00	3,545.00	0.98	85 PREMIUM H ALU	6,510.00	5,260.00	0.85
72 PREMIUM ALU	5,355.00	4,105.00	0.88	72 ECOTHERM	5,290.00	4,040.00	0.88
72 PREMIUM H PLUS	5,115.00	3,865.00	0.98	72 ECOTHERM ALU	5,870.00	4,620.00	0.88
72 PREMIUM H ALU	5,675.00	4,425.00	0.88	72 ECOTHERM H	5,610.00	4,360.00	0.88
				72 ECOTHERM H ALU	6,190.00	4,940.00	0.88
				101 MASTERHERM	6,990.00	5,740.00	0.63

AVAILABLE SIZES:

80N, 80E, 90N, 90E, 100N, 100E

EXTRA CHARGE FOR WIDTH 100 – PLN 220.00

85 MM THICK DOORS ARE MADE IN COLOURS:

WHITE, TURNER OAK, WINCHESTER, GOLDEN OAK, DARK ORANGE, BOG OAK, DARK ANTHRACITE, ANTHRACITE WOODGRAIN, RED, BLUE, GREEN, BLACK TEXTURE ARE AVAILABLE FOR SIZES 80N, 80E, 90N, 90E

PRICES APPLY TO ONE-SIDE DECORATIONS. WHEN ORDERING TWO-SIDE DECORATIONS, THERE IS AN EXTRA CHARGE OF PLN 200.00 (EXCEPT FOR R01 DECORATION).

OTHER DECORATIONS CAN BE FOUND ON PAGE 191 IN THE CATALOGUE.



T54 - A5 wąska | dark anthracite



T49 - A7 wąska | white woodgrain

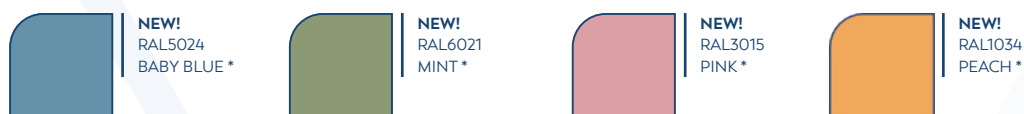


T41 - A1 wąska | black texture

STANDARD COLOURS



PASTEL COLOURS FROM RAL PALETTE – EXTRA CHARGE OF PLN 600.00



EXCLUSIVE COLOURS – EXTRA CHARGE OF PLN 250.00



* DOORS IN SIZES 100E AND 100N ONLY AVAILABLE IN THE COLOURS INDICATED

EXTERIOR DOORS

WITH EMBOSSING



EXTERIOR DOORS – WITH EMBOSSING



G | dark anthracite



T20 | light grey

	NET PRICE PER SET	UD
55 STANDARD	1,870.00	1.3
55 PREMIUM	2,110.00	1.2
55 PREMIUM PLUS	2,705.00	1.2
72 STANDARD	2,300.00	1.3
72 PREMIUM	2,650.00	1.2
72 PREMIUM PLUS	3,245.00	0.98
72 PREMIUM ALU	3,805.00	0.88
72 PREMIUM H PLUS	3,565.00	0.98
72 PREMIUM H ALU	4,125.00	0.88

AVAILABLE SIZES:
80N, 80E, 90N, 90E, 100N, 100E

85 MM THICK DOORS ARE MADE IN COLOURS:
WHITE, TURNER OAK, WINCHESTER, GOLDEN OAK, DARK ORANGE, BOG OAK, DARK ANTHRACITE,
ANTHRACITE WOODGRAIN, RED, BLUE, GREEN, BLACK TEXTURE AND RAL PASTEL COLOURS ARE
AVAILABLE FOR SIZES 80N, 80E, 90N, 90E

	NET PRICE PER SET	UD
85 STANDARD	2,685.00	1.2
85 PREMIUM	3,155.00	1.1
85 PREMIUM PLUS	3,750.00	0.91
85 PREMIUM ALU	4,540.00	0.85
85 PREMIUM H PLUS	4,170.00	0.91
85 PREMIUM H ALU	4,960.00	0.85
72 ECOTHERM	3,740.00	0.88
72 ECOTHERM ALU	4,320.00	0.88
72 ECOTHERM H	4,060.00	0.88
72 ECOTHERM H ALU	4,640.00	0.88
101 MASTER THERM	5,440.00	0.63

EXTRA CHARGE FOR WIDTH 100 – PLN 220.00

EXTERIOR DOORS – WITH EMBOSSING



TZ11 | golden oak




TZ6 | blue texture




TZ9 | white texture

STANDARD COLOURS



PASTEL COLOURS FROM RAL PALETTE – EXTRA CHARGE OF PLN 600.00



EXCLUSIVE COLOURS – EXTRA CHARGE OF PLN 250.00



* DOORS IN SIZES 100E AND 100N ONLY AVAILABLE IN THE COLOURS INDICATED

EXTERIOR DOORS – WITH EMBOSSING



T41 | dark anthracite



T42 | light grey

	NET PRICE PER SET	UD
55 STANDARD	1,870.00	1.3
55 PREMIUM	2,110.00	1.2
55 PREMIUM PLUS	2,705.00	1.2
72 STANDARD	2,300.00	1.3
72 PREMIUM	2,650.00	1.2
72 PREMIUM PLUS	3,245.00	0.98
72 PREMIUM ALU	3,805.00	0.88
72 PREMIUM H PLUS	3,565.00	0.98
72 PREMIUM H ALU	4,125.00	0.88

AVAILABLE SIZES:
80N, 80E, 90N, 90E, 100N, 100E

85 MM THICK DOORS ARE MADE IN COLOURS:
WHITE, TURNER OAK, WINCHESTER, GOLDEN OAK, DARK ORANGE, BOG OAK, DARK ANTHRACITE,
ANTHRACITE WOODGRAIN, RED, BLUE, GREEN, BLACK TEXTURE AND RAL PASTEL COLOURS ARE
AVAILABLE FOR SIZES 80N, 80E, 90N, 90E

	NET PRICE PER SET	UD
85 STANDARD	2,685.00	1.2
85 PREMIUM	3,155.00	1.1
85 PREMIUM PLUS	3,750.00	0.91
85 PREMIUM ALU	4,540.00	0.85
85 PREMIUM H PLUS	4,170.00	0.91
85 PREMIUM H ALU	4,960.00	0.85
72 ECOTHERM	3,740.00	0.88
72 ECOTHERM ALU	4,320.00	0.88
72 ECOTHERM H	4,060.00	0.88
72 ECOTHERM H ALU	4,640.00	0.88
101 MASTER THERM	5,440.00	0.63

EXTRA CHARGE FOR WIDTH 100 – PLN 220.00



T43 | dark walnut




T44 | green texture




T45 | golden oak

STANDARD COLOURS



PASTEL COLOURS FROM RAL PALETTE – EXTRA CHARGE OF PLN 600.00



EXCLUSIVE COLOURS – EXTRA CHARGE OF PLN 250.00



* DOORS IN SIZES 100E AND 100N ONLY AVAILABLE IN THE COLOURS INDICATED

EXTERIOR DOORS – WITH EMBOSSING



T46 | dark anthracite



T47 | light grey

	NET PRICE PER SET	UD
55 STANDARD	1,870.00	1.3
55 PREMIUM	2,110.00	1.2
55 PREMIUM PLUS	2,705.00	1.2
72 STANDARD	2,300.00	1.3
72 PREMIUM	2,650.00	1.2
72 PREMIUM PLUS	3,245.00	0.98
72 PREMIUM ALU	3,805.00	0.88
72 PREMIUM H PLUS	3,565.00	0.98
72 PREMIUM H ALU	4,125.00	0.88

AVAILABLE SIZES:
80N, 80E, 90N, 90E, 100N, 100E

85 MM THICK DOORS ARE MADE IN COLOURS:
WHITE, TURNER OAK, WINCHESTER, GOLDEN OAK, DARK ORANGE, BOG OAK, DARK ANTHRACITE,
ANTHRACITE WOODGRAIN, RED, BLUE, GREEN, BLACK TEXTURE AND RAL PASTEL COLOURS ARE
AVAILABLE FOR SIZES 80N, 80E, 90N, 90E

	NET PRICE PER SET	UD
85 STANDARD	2,685.00	1.2
85 PREMIUM	3,155.00	1.1
85 PREMIUM PLUS	3,750.00	0.91
85 PREMIUM ALU	4,540.00	0.85
85 PREMIUM H PLUS	4,170.00	0.91
85 PREMIUM H ALU	4,960.00	0.85
72 ECOTHERM	3,740.00	0.88
72 ECOTHERM ALU	4,320.00	0.88
72 ECOTHERM H	4,060.00	0.88
72 ECOTHERM H ALU	4,640.00	0.88
101 MASTER THERM	5,440.00	0.63

EXTRA CHARGE FOR WIDTH 100 – PLN 220.00

EXTERIOR DOORS – WITH EMBOSSING



T48 | black texture






















T49 | bog oak



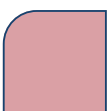



T50 | red texture

STANDARD COLOURS

 NEW! BEIGE	 WHITE *	 WHITE WOOD- GRAIN	 LIGHT GRAY	 CONCRETE
 WHITE OAK	 SONOMA OAK	 SHEFFIELD OAK	 WINCHESTER *	 GOLDEN OAK *
 DARK WALNUT *	 DARK MAHOGANY	 BOG OAK *	 DARK ANTHRACITE *	 ANTHRACITE WOODGRAIN *
 BLACK TEXTURE *	 BLUE *	 GREEN *	 RED *	

PASTEL COLOURS FROM RAL PALETTE – EXTRA CHARGE OF PLN 600.00

 NEW! RAL5024 BABY BLUE *	 NEW! RAL6021 MINT *	 NEW! RAL3015 PINK *	 NEW! RAL1034 PEACH *
---	--	--	--

EXCLUSIVE COLOURS – EXTRA CHARGE OF PLN 250.00

 NEW! TRUFFLE OAK	 TURNER OAK *	 BLACK WOODGRAIN
--	--	--

* DOORS IN SIZES 100E AND 100N ONLY AVAILABLE IN THE COLOURS INDICATED

EXTERIOR DOORS – WITH EMBOSSING



	NET PRICE PER SET	UD
55 STANDARD	1,870.00	1.3
55 PREMIUM	2,110.00	1.2
55 PREMIUM PLUS	2,705.00	1.2
72 STANDARD	2,300.00	1.3
72 PREMIUM	2,650.00	1.2
72 PREMIUM PLUS	3,245.00	0.98
72 PREMIUM ALU	3,805.00	0.88
72 PREMIUM H PLUS	3,565.00	0.98
72 PREMIUM H ALU	4,125.00	0.88

AVAILABLE SIZES:
80N, 80E, 90N, 90E, 100N, 100E

85 MM THICK DOORS ARE MADE IN COLOURS:
WHITE, TURNER OAK, WINCHESTER, GOLDEN OAK, DARK ORANGE, BOG OAK, DARK ANTHRACITE, ANTHRACITE WOODGRAIN, RED, BLUE, GREEN, BLACK TEXTURE AND RAL PASTEL COLOURS ARE AVAILABLE FOR SIZES 80N, 80E, 90N, 90E

	NET PRICE PER SET	UD
85 STANDARD	2,685.00	1.2
85 PREMIUM	3,155.00	1.1
85 PREMIUM PLUS	3,750.00	0.91
85 PREMIUM ALU	4,540.00	0.85
85 PREMIUM H PLUS	4,170.00	0.91
85 PREMIUM H ALU	4,960.00	0.85
72 ECOTHERM	3,740.00	0.88
72 ECOTHERM ALU	4,320.00	0.88
72 ECOTHERM H	4,060.00	0.88
72 ECOTHERM H ALU	4,640.00	0.88
101 MASTER THERM	5,440.00	0.63

EXTRA CHARGE FOR WIDTH 100 – PLN 220.00



T53 | white woodgrain





















T54 | dark walnut







T58 | blue texture

STANDARD COLOURS

 NEW! BEIGE	 WHITE *	 WHITE WOOD- GRAIN	 LIGHT GRAY	 CONCRETE
 WHITE OAK	 SONOMA OAK	 SHEFFIELD OAK	 WINCHESTER *	 GOLDEN OAK *
 DARK WALNUT *	 DARK MAHOGANY	 BOG OAK *	 DARK ANTHRACITE *	 ANTHRACITE WOODGRAIN *
 BLACK TEXTURE *	 BLUE *	 GREEN *	 RED *	

PASTEL COLOURS FROM RAL PALETTE – EXTRA CHARGE OF PLN 600.00

 NEW! RAL5024 BABY BLUE *	 NEW! RAL6021 MINT *	 NEW! RAL3015 PINK *	 NEW! RAL1034 PEACH *
---	--	--	--

EXCLUSIVE COLOURS – EXTRA CHARGE OF PLN 250.00

 NEW! TRUFFLE OAK	 TURNER OAK *	 BLACK WOODGRAIN
--	--	--

* DOORS IN SIZES 100E AND 100N ONLY AVAILABLE IN THE COLOURS INDICATED

EXTERIOR DOORS – WITH EMBOSSING



T59 | dark anthracite



T60 | light grey

	NET PRICE PER SET	UD
55 STANDARD	1,870.00	1.3
55 PREMIUM	2,110.00	1.2
55 PREMIUM PLUS	2,705.00	1.2
72 STANDARD	2,300.00	1.3
72 PREMIUM	2,650.00	1.2
72 PREMIUM PLUS	3,245.00	0.98
72 PREMIUM ALU	3,805.00	0.88
72 PREMIUM H PLUS	3,565.00	0.98
72 PREMIUM H ALU	4,125.00	0.88

AVAILABLE SIZES:
80N, 80E, 90N, 90E, 100N, 100E

85 MM THICK DOORS ARE MADE IN COLOURS:
WHITE, TURNER OAK, WINCHESTER, GOLDEN OAK, DARK ORANGE, BOG OAK, DARK ANTHRACITE, ANTHRACITE WOODGRAIN, RED, BLUE, GREEN, BLACK TEXTURE AND RAL PASTEL COLOURS ARE AVAILABLE FOR SIZES 80N, 80E, 90N, 90E

	NET PRICE PER SET	UD
85 STANDARD	2,685.00	1.2
85 PREMIUM	3,155.00	1.1
85 PREMIUM PLUS	3,750.00	0.91
85 PREMIUM ALU	4,540.00	0.85
85 PREMIUM H PLUS	4,170.00	0.91
85 PREMIUM H ALU	4,960.00	0.85
72 ECOTHERM	3,740.00	0.88
72 ECOTHERM ALU	4,320.00	0.88
72 ECOTHERM H	4,060.00	0.88
72 ECOTHERM H ALU	4,640.00	0.88
101 MASTER THERM	5,440.00	0.63

EXTRA CHARGE FOR WIDTH 100 – PLN 220.00



T611 | golden oak


















T62 | turner oak







T63 | white woodgrain

STANDARD COLOURS

 NEW! BEIGE	 WHITE *	 WHITE WOOD- GRAIN	 LIGHT GRAY	 CONCRETE
 WHITE OAK	 SONOMA OAK	 SHEFFIELD OAK	 WINCHESTER *	 GOLDEN OAK *
 DARK WALNUT *	 DARK MAHOGANY	 BOG OAK *	 DARK ANTHRACITE *	 ANTHRACITE WOODGRAIN *
 BLACK TEXTURE *	 BLUE *	 GREEN *	 RED *	

PASTEL COLOURS FROM RAL PALETTE – EXTRA CHARGE OF PLN 600.00

 NEW! RAL5024 BABY BLUE *	 NEW! RAL6021 MINT *	 NEW! RAL3015 PINK *	 NEW! RAL1034 PEACH *
---	--	--	--

EXCLUSIVE COLOURS – EXTRA CHARGE OF PLN 250.00

 NEW! TRUFFLE OAK	 TURNER OAK *	 BLACK WOODGRAIN
--	--	--

* DOORS IN SIZES 100E AND 100N ONLY AVAILABLE IN THE COLOURS INDICATED

DOUBLE-LEAF EXTERIOR DOORS



EXTERIOR DOORS – DOUBLE-LEAF

ACTIVE LEAF

| G



INACTIVE LEAVES

| 20-40 cm



| 41-92 cm



| 93-102 cm



ACTIVE LEAF

| T54



INACTIVE LEAVES


| 20-40 cm



| 41-92 cm



| 93-102 cm



EMBOSSING AND GLAZING POSSIBLE ON INACTIVE LEAF WITH A MINIMUM WIDTH OF 350 MM

ACTIVE LEAF

| G-A21



INACTIVE LEAVES

| 20-40 cm



| 41-92 cm




| 93-102 cm

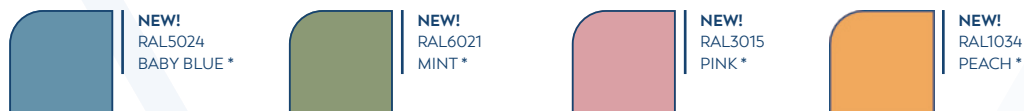


EMBOSSING AND GLAZING POSSIBLE ON INACTIVE LEAF WITH A MINIMUM WIDTH OF 350 MM

STANDARD COLOURS



PASTEL COLOURS FROM RAL PALETTE – EXTRA CHARGE OF PLN 600.00



EXCLUSIVE COLOURS – EXTRA CHARGE OF PLN 250.00



* DOORS IN SIZES 100E AND 100N ONLY AVAILABLE IN THE COLOURS INDICATED

EXTERIOR DOORS – DOUBLE-LEAF

ACTIVE LEAF

| G-S61



INACTIVE LEAVES

| 20-40 cm



| 41-92 cm



| 93-102 cm



EMBOSSING AND GLAZING POSSIBLE ON INACTIVE LEAF WITH A MINIMUM WIDTH OF 350 MM

		72 RC	72 PREMIUM H PLUS	72 PREMIUM PLUS	72 PREMIUM	72 STANDARD	55 PREMIUM PLUS	55 PREMIUM	55 STANDARD
NET PRICE	INACTIVE LEAF WIDTH 20-40 CM	1,655.00	1,960.00	1,910.00	1,810.00	1,655.00	1,655.00	1,550.00	1,445.00
	INACTIVE LEAF WIDTH 41-92 CM	1,760.00	2,070.00	2,020.00	1,915.00	1,760.00	1,760.00	1,650.00	1,545.00
	INACTIVE LEAF WIDTH 93-102 CM	1,875.00	2,185.00	2,135.00	2,030.00	1,875.00	1,875.00	1,770.00	1,665.00

HOW TO PRICE A SET:

ACTIVE LEAF [PRICE ACC. TO PRICE LIST FOR SINGLE LEAF DOORS]

NOTE:

WHEN CHOOSING DOUBLE LEAF DOORS IN CLASS RC2 AN EXTRA CHARGE OF PLN 95.00 SHOULD BE ADDED TO THE PRICE OF THE ACTIVE LEAF

+ INACTIVE LEAF

+ ACCESSORIES [DOOR PULL HANDLES, FIXED LIGHTS AND DECORATIONS FOR PASSIVE LEAVES].

HOW TO CALCULATE THE WIDTH OF THE INACTIVE LEAF:

THE WIDTH OF THE INACTIVE LEAF IS CALCULATED BY SUBTRACTING THE WIDTH OF THE DOOR INSTALLATION OPENING IN THE WALL (CATALOGUE PAGES 166-173) AND 9 MM FOR THE MOULDING LOCATED BETWEEN THE ACTIVE AND INACTIVE LEAF.

EXAMPLE:

WALL OPENING OF 1400 MM

(MINUS) 1021 MM | WIDTH OF THE INSTALLATION OPENING FOR 55 MM THICK DOOR IN THE FD-25/21/B SIZE 90E FRAME

(MINUS) 9 MM | MOULDING

= 370 MM | INACTIVE LEAF WIDTH

NOTE:

SUGGESTED ASSEMBLY CLEARANCE GIVEN BY STALPRODUKT-ZAMOŚĆ SP. Z O.O. IS 110 MM PER SIDE

EXTERIOR DOORS WITH FIXED LIGHT



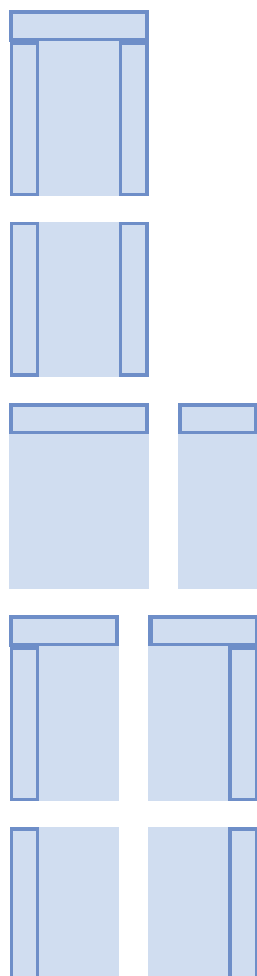
EXTERIOR DOORS WITH FIXED LIGHTS PRICE LISTS FOR 85 MM THICK DOORS



SIDE LIGHT NET PRICE HEIGHT 2090 MM				
TYPE OF GLASS		SANDBLASTED GLASS, REFLECTING GRAPHITE, REFLECTING BROWN, MATT WITH CLEAR STRIPES, BLACK	ANTI-THEFT P4 - CLEAR GLASS	FIXED LIGHT WITH INCREASED BURGLAR RESISTANCE, RC2 CERTIFIED - CLEAR GLASS
WIDTH IN MM	200	1,937	1,965	2,046
	300	2,419	2,467	2,549
	400	2,901	2,970	3,053
	500	3,382	3,473	3,557
	600	3,864	3,975	4,061
	700	4,346	4,478	4,564

HOW TO PRICE A SET:
SINGLE OR DOUBLE-LEAF DOORS WITH STEEL FRAME
+ EXTRA CHARGE FOR ALUMINIUM FRAME [NET PLN 1,320.00]
+ FIXED LIGHTS ACCORDING TO PRICE LIST

DESIGN OPTIONS



TOP LIGHT NET PRICE SANDBLASTED GLASS, REFLECTING GRAPHITE, REFLECTING BROWN, MATT WITH CLEAR STRIPES, BLACK											
WIDTH IN MM		930	1030	1130	1230	1330	1430	1530	1630	1730	1830
HEIGHT IN MM	200	1,122	1,192	1,262	1,333	1,403	1,473	1,543	1,613	1,684	1,754
	201 - 300	1,341	1,431	1,522	1,612	1,703	1,793	1,884	1,974	2,065	2,155
	301 - 400	1,559	1,670	1,781	1,892	2,003	2,113	2,224	2,335	2,446	2,557
	401 - 500	1,778	1,909	2,040	2,171	2,302	2,434	2,565	2,696	2,827	2,958
	501 - 600	1,996	2,148	2,299	2,451	2,602	2,754	2,905	3,057	3,208	3,360
	601 - 700	2,215	2,387	2,559	2,730	2,902	3,074	3,246	3,418	3,590	3,761

TOP LIGHT NET PRICE ANTI-THEFT P4 - CLEAR GLASS											
WIDTH IN MM		930	1030	1130	1230	1330	1430	1530	1630	1730	1830
HEIGHT IN MM	200	1,153	1,227	1,300	1,374	1,448	1,521	1,595	1,669	1,743	1,816
	201 - 300	1,395	1,491	1,588	1,685	1,781	1,878	1,975	2,071	2,168	2,265
	301 - 400	1,636	1,756	1,876	1,995	2,115	2,235	2,354	2,474	2,594	2,713
	401 - 500	1,878	2,020	2,163	2,306	2,449	2,591	2,734	2,877	3,019	3,162
	501 - 600	2,119	2,285	2,451	2,616	2,782	2,948	3,114	3,279	3,445	3,611
	601 - 700	2,361	2,550	2,738	2,927	3,116	3,304	3,493	3,682	3,870	4,059

TOP LIGHT NET PRICE FIXED LIGHT WITH INCREASED BURGLAR RESISTANCE, RC2 CERTIFIED - CLEAR GLASS											
WIDTH IN MM		930	1030	1130	1230	1330	1430	1530	1630	1730	1830
HEIGHT IN MM	200	1,605	1,679	1,754	1,829	1,904	1,979	2,054	2,129	2,204	2,279
	201 - 300	1,847	1,945	2,043	2,141	2,239	2,337	2,435	2,533	2,631	2,729
	301 - 400	2,090	2,211	2,332	2,453	2,574	2,695	2,816	2,937	3,057	3,178
	401 - 500	2,333	2,477	2,621	2,765	2,909	3,053	3,196	3,340	3,484	3,628
	501 - 600	2,576	2,743	2,910	3,077	3,243	3,410	3,577	3,744	3,911	4,078
	601 - 700	2,819	3,009	3,198	3,388	3,578	3,768	3,958	4,148	4,338	4,528

EXTERIOR DOORS WITH FIXED LIGHTS PRICE LISTS FOR 85 MM THICK DOORS




AVAILABLE COLOURS FOR
ALUMINIUM DOOR FRAMES
AND FIXED LIGHT PROFILES
FOR 85 MM THICK DOORS



TURNER
OAK




WINCHESTER



GOLDEN
OAK




DARK
WALNUT



BOG OAK



DARK
ANTHRACITE



ANTHRACITE
WOODGRAIN



RAL 9016
WHITE



RAL 9005
BLACK

TOP LIGHT NET PRICE SANDBLASTED GLASS, REFLECTING GRAPHITE, REFLECTING BROWN, MATT WITH CLEAR STRIPES, BLACK													
	1930	2030	2130	2230	2330	2430	2530	2630	2730	2830	3000	SZEROKOŚĆ W MM	
	1,824	1,894	1,965	2,035	2,105	2,175	2,245	2,316	2,386	2,456	2,575	200	HEIGHT IN MM
	2,246	2,337	2,427	2,518	2,608	2,699	2,789	2,880	2,970	3,061	3,215	201 - 300	
	2,668	2,779	2,890	3,000	3,111	3,222	3,333	3,444	3,555	3,666	3,854	301 - 400	
	3,090	3,221	3,352	3,483	3,614	3,746	3,877	4,008	4,139	4,270	4,493	401 - 500	
	3,511	3,663	3,814	3,966	4,117	4,269	4,421	4,572	4,724	4,875	5,133	501 - 600	
	3,933	4,105	4,277	4,449	4,621	4,792	4,964	5,136	5,308	5,480	5,772	601 - 700	

TOP LIGHT NET PRICE ANTI-THEFT P4 - CLEAR GLASS													
	1930	2030	2130	2230	2330	2430	2530	2630	2730	2830	3000	SZEROKOŚĆ W MM	
	1,890	1,964	2,037	2,111	2,185	2,258	2,332	2,406	2,479	2,553	2,678	200	HEIGHT IN MM
	2,362	2,458	2,555	2,652	2,748	2,845	2,942	3,038	3,135	3,232	3,396	201 - 300	
	2,833	2,953	3,072	3,192	3,312	3,432	3,551	3,671	3,791	3,910	4,114	301 - 400	
	3,305	3,447	3,590	3,733	3,875	4,018	4,161	4,304	4,446	4,589	4,832	401 - 500	
	3,776	3,942	4,108	4,273	4,439	4,605	4,770	4,936	5,102	5,268	5,549	501 - 600	
	4,248	4,437	4,625	4,814	5,003	5,191	5,380	5,569	5,757	5,946	6,267	601 - 700	

TOP LIGHT NET PRICE FIXED LIGHT WITH INCREASED BURGLAR RESISTANCE, RC2 CERTIFIED - CLEAR GLASS													
	1930	2030	2130	2230	2330	2430	2530	2630	2730	2830	3000	SZEROKOŚĆ W MM	
	2,354	2,429	2,503	2,578	2,653	2,728	2,803	2,878	2,953	3,028	3,155	200	HEIGHT IN MM
	2,826	2,924	3,022	3,120	3,218	3,316	3,414	3,512	3,610	3,708	3,874	201 - 300	
	3,299	3,420	3,541	3,662	3,783	3,904	4,025	4,146	4,267	4,387	4,593	301 - 400	
	3,772	3,916	4,060	4,204	4,348	4,492	4,635	4,779	4,923	5,067	5,312	401 - 500	
	4,245	4,412	4,579	4,746	4,912	5,079	5,246	5,413	5,580	5,747	6,031	501 - 600	
	4,718	4,908	5,097	5,287	5,477	5,667	5,857	6,047	6,237	6,427	6,750	601 - 700	

EXTERIOR DOORS WITH FIXED LIGHTS PRICE LISTS FOR 72 MM THICK DOORS



SIDE LIGHT NET PRICE HEIGHT 2090 MM				
TYPE OF GLASS		SANDBLASTED GLASS, REFLECTING GRAPHITE, REFLECTING BROWN, MATT WITH CLEAR STRIPES, BLACK	ANTI-THEFT P4 - CLEAR GLASS	FIXED LIGHT WITH INCREASED BURGLAR RESISTANCE, RC2 CERTIFIED - CLEAR GLASS
WIDTH IN MM	200	1,638	1,707	1,798
	300	2,036	2,158	2,250
	400	2,434	2,609	2,702
	500	2,832	3,060	3,155
	600	3,230	3,510	3,607
	700	3,628	3,961	4,059

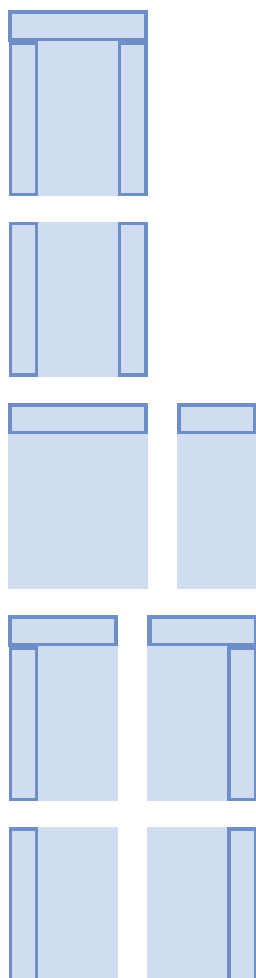
HOW TO PRICE A SET:

SINGLE OR DOUBLE-LEAF DOORS WITH STEEL FRAME

+ EXTRA CHARGE FOR ALUMINIUM FRAME [NET PLN 1,090.00]

+ FIXED LIGHTS ACCORDING TO PRICE LIST

DESIGN OPTIONS



TOP LIGHT NET PRICE SANDBLASTED GLASS, REFLECTING GRAPHITE, REFLECTING BROWN, MATT WITH CLEAR STRIPES, BLACK											
WIDTH IN MM		930	1030	1130	1230	1330	1430	1530	1630	1730	1830
HEIGHT IN MM	200	979	1,038	1,098	1,158	1,218	1,278	1,338	1,398	1,458	1,518
	201 - 300	1,171	1,249	1,327	1,405	1,483	1,561	1,639	1,717	1,795	1,873
	301 - 400	1,363	1,459	1,556	1,652	1,748	1,844	1,940	2,037	2,133	2,229
	401 - 500	1,556	1,670	1,784	1,899	2,013	2,127	2,242	2,356	2,470	2,585
	501 - 600	1,748	1,880	2,013	2,145	2,278	2,410	2,543	2,675	2,808	2,940
	601 - 700	1,940	2,091	2,241	2,392	2,543	2,693	2,844	2,995	3,145	3,296

TOP LIGHT NET PRICE ANTI-THEFT P4 - CLEAR GLASS											
WIDTH IN MM		930	1030	1130	1230	1330	1430	1530	1630	1730	1830
HEIGHT IN MM	200	1,009	1,072	1,135	1,199	1,262	1,325	1,389	1,452	1,515	1,579
	201 - 300	1,224	1,308	1,392	1,476	1,560	1,644	1,728	1,812	1,896	1,980
	301 - 400	1,438	1,543	1,648	1,753	1,858	1,962	2,067	2,172	2,277	2,382
	401 - 500	1,653	1,779	1,904	2,030	2,155	2,281	2,407	2,532	2,658	2,783
	501 - 600	1,868	2,014	2,161	2,307	2,453	2,600	2,746	2,892	3,038	3,185
	601 - 700	2,083	2,250	2,417	2,584	2,751	2,918	3,085	3,252	3,419	3,586

TOP LIGHT NET PRICE FIXED LIGHT WITH INCREASED BURGLAR RESISTANCE, RC2 CERTIFIED - CLEAR GLASS											
WIDTH IN MM		930	1030	1130	1230	1330	1430	1530	1630	1730	1830
HEIGHT IN MM	200	1,429	1,495	1,560	1,625	1,690	1,755	1,821	1,886	1,951	2,016
	201 - 300	1,646	1,732	1,818	1,904	1,990	2,076	2,162	2,248	2,334	2,419
	301 - 400	1,863	1,969	2,076	2,183	2,289	2,396	2,503	2,609	2,716	2,823
	401 - 500	2,079	2,207	2,334	2,462	2,589	2,716	2,844	2,971	3,099	3,226
	501 - 600	2,296	2,444	2,592	2,741	2,889	3,037	3,185	3,333	3,481	3,630
	601 - 700	2,513	2,682	2,850	3,019	3,188	3,357	3,526	3,695	3,864	4,033

EXTERIOR DOORS WITH FIXED LIGHTS PRICE LISTS FOR 72 MM THICK DOORS




AVAILABLE COLOURS FOR
ALUMINIUM DOOR FRAMES
AND FIXED LIGHT PROFILES
FOR 72 MM THICK DOORS



TURNER
OAK




WINCHESTER



GOLDEN
OAK



DARK
WALNUT



BOG OAK



DARK
ANTHRACITE



ANTHRACITE
WOODGRAIN



RAL 9016
WHITE



RAL 9005
BLACK

TOP LIGHT NET PRICE SANDBLASTED GLASS, REFLECTING GRAPHITE, REFLECTING BROWN, MATT WITH CLEAR STRIPES, BLACK													
	1930	2030	2130	2230	2330	2430	2530	2630	2730	2830	3000	WIDTH IN MM	
	1,578	1,638	1,698	1,758	1,818	1,878	1,937	1,997	2,057	2,117	2,219	200	HEIGHT IN MM
	1,952	2,030	2,108	2,186	2,264	2,342	2,420	2,498	2,576	2,654	2,787	201 - 300	
	2,325	2,421	2,518	2,614	2,710	2,806	2,903	2,999	3,095	3,191	3,355	301 - 400	
	2,699	2,813	2,928	3,042	3,156	3,271	3,385	3,499	3,614	3,728	3,922	401 - 500	
	3,073	3,205	3,338	3,470	3,603	3,735	3,868	4,000	4,133	4,265	4,490	501 - 600	
	3,446	3,597	3,748	3,898	4,049	4,199	4,350	4,501	4,651	4,802	5,058	601 - 700	

TOP LIGHT NET PRICE ANTI-THEFT P4 - CLEAR GLASS													
	1930	2030	2130	2230	2330	2430	2530	2630	2730	2830	3000	WIDTH IN MM	
	1,642	1,705	1,769	1,832	1,895	1,959	2,022	2,085	2,149	2,212	2,320	200	HEIGHT IN MM
	2,064	2,148	2,232	2,317	2,401	2,485	2,569	2,653	2,737	2,821	2,964	201 - 300	
	2,487	2,591	2,696	2,801	2,906	3,011	3,116	3,220	3,325	3,430	3,608	301 - 400	
	2,909	3,034	3,160	3,286	3,411	3,537	3,662	3,788	3,913	4,039	4,252	401 - 500	
	3,331	3,477	3,624	3,770	3,916	4,063	4,209	4,355	4,502	4,648	4,897	501 - 600	
	3,753	3,920	4,088	4,255	4,422	4,589	4,756	4,923	5,090	5,257	5,541	601 - 700	

TOP LIGHT NET PRICE FIXED LIGHT WITH INCREASED BURGLAR RESISTANCE, RC2 CERTIFIED - CLEAR GLASS													
	1930	2030	2130	2230	2330	2430	2530	2630	2730	2830	3000	WIDTH IN MM	
	2,081	2,146	2,212	2,277	2,342	2,407	2,472	2,537	2,603	2,668	2,779	200	HEIGHT IN MM
	2,505	2,591	2,677	2,763	2,849	2,935	3,021	3,107	3,193	3,279	3,425	201 - 300	
	2,929	3,036	3,143	3,249	3,356	3,463	3,570	3,676	3,783	3,890	4,071	301 - 400	
	3,354	3,481	3,608	3,736	3,863	3,991	4,118	4,246	4,373	4,500	4,717	401 - 500	
	3,778	3,926	4,074	4,222	4,370	4,519	4,667	4,815	4,963	5,111	5,363	501 - 600	
	4,202	4,371	4,540	4,709	4,877	5,046	5,215	5,384	5,553	5,722	6,009	601 - 700	

SECURITY DOORS


ANATOMY



SPARK 2 | EXTERIOR FIRE-RATED DOORS




SOUND INSULATION CLASS



55 MM THICK LEAF WITH THREE-SIDED REBATE, WITH CONSTRUCTION BASED ON A SOLID WOODEN STILE, MADE OF 0.6 MM THICK GALVANISED LAMINATED SHEET METAL, FILLED WITH A FIRE-RESISTANT AND SOUND-ABSORBING INSERT BASED ON MINERAL WOOL, FITTED WITH TWO SEALS



THREE SECURITY BOLTS ON THE HINGE SIDE



THREE Z5 THREE-PART HINGES, INCLUDING ONE SELF-CLOSING




THREE-POINT LOCKING SYSTEM CONSISTING OF A FIVE-BOLT MAIN LOCK AND TWO THREE-BOLT SECONDARY LOCKS



THREE-BOLT TOP LOCK



STEEL FRAME MADE OF 1.5 MM GALVANISED SHEET METAL, LAMINATED IN THE SAME COLOUR AS THE LEAF, FITTED WITH A SEAL



STEEL THRESHOLD WITH SEAL



AXA ROYAL FLEX HANDLE



CLASS B CERTIFIED CYLINDER AND KNOB CYLINDER IN A MASTER KEY SYSTEM

AVAILABLE FRAME MODELS

AS STANDARD

FD-25/12



FD-25/21/B



AT EXTRA COST

FD-25/12 + moulding




FD-25/12 + portal



SPARK 1 | EXTERIOR FIRE-RATED DOORS



SOUND INSULATION CLASS



55 MM THICK LEAF WITH THREE-SIDED REBATE, WITH CONSTRUCTION BASED ON A SOLID WOODEN STILE, MADE OF 0.6 MM THICK GALVANISED LAMINATED SHEET METAL, FILLED WITH A FIRE-RESISTANT AND SOUND-ABSORBING INSERT BASED ON MINERAL WOOL, FITTED WITH TWO SEALS



THREE SECURITY BOLTS ON THE HINGE SIDE



THREE Z5 THREE-PART HINGES, INCLUDING ONE SELF-CLOSING




FIVE-BOLT MAIN LOCK



THREE-BOLT TOP LOCK



STEEL FRAME MADE OF 1.5 MM GALVANISED SHEET METAL, LAMINATED IN THE SAME COLOUR AS THE LEAF, FITTED WITH A SEAL



STEEL THRESHOLD WITH SEAL



AXA ROYAL FLEX HANDLE



CLASS B CERTIFIED CYLINDER AND KNOB CYLINDER IN A MASTER KEY SYSTEM

AVAILABLE FRAME MODELS

AS STANDARD

FD-25/12



FD-25/21/B



AT EXTRA COST

FD-25/12 + moulding




FD-25/12 + portal



AMADEO SOUNDPROOF



SOUND INSULATION CLASS



55 MM THICK LEAF WITH THREE-SIDED REBATE, WITH CONSTRUCTION BASED ON A SOLID WOODEN STILE, MADE OF 1.0 MM THICK GALVANISED LAMINATED SHEET METAL, FILLED WITH A SOUND-ABSORBING INSERT BASED ON MINERAL WOOL, FITTED WITH A SEAL




THREE SECURITY BOLTS ON THE HINGE SIDE



THREE Z5 THREE-PART HINGES




THREE-POINT LOCKING SYSTEM CONSISTING OF A FIVE-BOLT MAIN LOCK, A THREE-BOLT BOTTOM LOCK AND A VERTICAL BOLT




VERTICAL BOLT



THREE-BOLT TOP LOCK



STEEL FRAME MADE OF 1.5 MM GALVANISED SHEET METAL, LAMINATED IN THE SAME COLOUR AS THE LEAF, FITTED WITH A SEAL



STEEL THRESHOLD WITH SEAL



AXA ROYAL FLEX HANDLE




CLASS B CERTIFIED CYLINDER AND KNOB CYLINDER IN A MASTER KEY SYSTEM

AVAILABLE FRAME MODELS

AS STANDARD

FD-25/12



FD-25/21/B



FD-25/21/C



AT EXTRA COST

FD-25/12 + moulding




FD-25/12 + portal



MOZART+
SOUNDPROOF



SOUND INSULATION CLASS



55 MM THICK LEAF WITH THREE-SIDED REBATE, WITH CONSTRUCTION BASED ON A SOLID WOODEN STILE, MADE OF 0.6 MM THICK GALVANISED LAMINATED SHEET METAL, FILLED WITH A SOUND-ABSORBING INSERT BASED ON MINERAL WOOL, FITTED WITH A SEAL



THREE SECURITY BOLTS ON THE HINGE SIDE




THREE Z5 THREE-PART HINGES




WINKHAUS MULTI-POINT HOOK LOCK



ADDITIONAL TOP LOCK



STEEL FRAME MADE OF 1.5 MM GALVANISED SHEET METAL, LAMINATED IN THE SAME COLOUR AS THE LEAF, FITTED WITH A SEAL



STEEL THRESHOLD WITH SEAL



AXA ROYAL FLEX HANDLE




CLASS B CERTIFIED CYLINDER AND KNOB CYLINDER IN A MASTER KEY SYSTEM

AVAILABLE FRAME MODELS

AS STANDARD

FD-25/12



FD-25/21/B



FD-25/21/C



AT EXTRA COST

FD-25/12 + moulding



FD-25/12 + portal



MOZART SOUNDPROOF



RC 3



MADE-TO-MEASURE




Ud from 1.6 W(m²K)



Rw = 43 dB

SOUND INSULATION CLASS



55 MM THICK LEAF WITH THREE-SIDED REBATE, WITH CONSTRUCTION BASED ON A SOLID WOODEN STILE, MADE OF 0.6 MM THICK GALVANISED LAMINATED SHEET METAL, FILLED WITH A SOUND-ABSORBING INSERT BASED ON MINERAL WOOL, FITTED WITH A SEAL




THREE SECURITY BOLTS ON THE HINGE SIDE



THREE Z5 THREE-PART HINGES




THREE-POINT LOCKING SYSTEM CONSISTING OF A FIVE-BOLT MAIN LOCK, A THREE-BOLT BOTTOM LOCK AND A VERTICAL BOLT




VERTICAL BOLT



THREE-BOLT TOP LOCK



STEEL FRAME MADE OF 1.5 MM GALVANISED SHEET METAL, LAMINATED IN THE SAME COLOUR AS THE LEAF, FITTED WITH A SEAL



STEEL THRESHOLD WITH SEAL



AXA ROYAL FLEX HANDLE



CLASS B CERTIFIED CYLINDER AND KNOB CYLINDER IN A MASTER KEY SYSTEM

AVAILABLE FRAME MODELS

AS STANDARD

FD-25/12



FD-25/21/B



FD-25/21/C



AT EXTRA COST

FD-25/12 + moulding




FD-25/12 + portal



VERDI
SOUNDPROOF

 **RC 2**
 **MADE-TO-MEASURE**
 **Ud = 1.4 w/(m²K)**
 **Rw = 42 dB**

SOUND INSULATION CLASS



55 MM THICK LEAF WITH THREE-SIDED REBATE, WITH CONSTRUCTION BASED ON A SOLID WOODEN STILE, MADE OF 0.6 MM THICK GALVANISED LAMINATED SHEET METAL, FILLED WITH A SOUND-ABSORBING INSERT BASED ON MINERAL WOOL, FITTED WITH A SEAL



THREE SECURITY BOLTS ON THE HINGE SIDE



THREE Z5 THREE-PART HINGES



STRIKER PLATE WITH ADJUSTABLE CLOSING FORCE




THREE-BOLT MAIN LOCK



THREE-BOLT TOP LOCK



STEEL FRAME MADE OF 1.2 MM GALVANISED SHEET METAL, LAMINATED IN THE SAME COLOUR AS THE LEAF, FITTED WITH A SEAL



STEEL THRESHOLD WITH SEAL



STP-H/K2 HANDLE



CLASS B CERTIFIED CYLINDER AND KNOB CYLINDER IN A MASTER KEY SYSTEM

AVAILABLE FRAME MODELS

AS STANDARD

FD-25/12



FD-25/21/B



FD-25/21/C



AT EXTRA COST


FD-25/12 + moulding



FD-25/12 + portal



BATORY 55



55 MM THICK LEAF WITH THREE-SIDED REBATE, MADE OF 1.2 MM THICK GALVANISED LAMINATED SHEET METAL, FILLED WITH FOAMED POLYSTYRENE, FITTED WITH A SEAL




SIX SECURITY BOLTS ON THE HINGE SIDE



THREE Z5 THREE-PART HINGES




THREE-POINT LOCKING SYSTEM CONSISTING OF A FIVE-BOLT MAIN LOCK, A THREE-BOLT BOTTOM LOCK AND A VERTICAL BOLT




VERTICAL BOLT



THREE-BOLT TOP LOCK



STEEL FRAME MADE OF 1.5 MM GALVANISED SHEET METAL, LAMINATED IN THE SAME COLOUR AS THE LEAF, FITTED WITH A SEAL



STEEL THRESHOLD WITH SEAL



AXA TORONTO FLEX HANDLE



CLASS C CERTIFIED CYLINDER AND KNOB CYLINDER IN A MASTER KEY SYSTEM

AVAILABLE FRAME MODELS

AS STANDARD

FD-25/12



FD-25/21/B



FD-25/21/C



AT EXTRA COST

FD-25/12 + moulding




FD-25/12 + portal



HETMAN 55



SOUND INSULATION CLASS



55 MM THICK LEAF WITH THREE-SIDED REBATE, MADE OF 0.6 MM THICK GALVANISED LAMINATED SHEET METAL, FILLED WITH FOAMED POLYSTYRENE, FITTED WITH A SEAL




THREE SECURITY BOLTS ON THE HINGE SIDE



THREE Z5 THREE-PART HINGES



THREE-POINT LOCKING SYSTEM CONSISTING OF A FIVE-BOLT MAIN LOCK, A THREE-BOLT BOTTOM LOCK AND A VERTICAL BOLT




VERTICAL BOLT



THREE-BOLT TOP LOCK



STEEL FRAME MADE OF 1.5 MM GALVANISED SHEET METAL, LAMINATED IN THE SAME COLOUR AS THE LEAF, FITTED WITH A SEAL



STEEL THRESHOLD WITH SEAL



AXA ROYAL FLEX HANDLE



CLASS B CERTIFIED CYLINDER AND KNOB CYLINDER IN A MASTER KEY SYSTEM

AVAILABLE FRAME MODELS

AS STANDARD

FD-25/12



FD-25/21/B



FD-25/21/C



AT EXTRA COST

FD-25/12 + moulding



FD-25/12 + portal




FD-25/21/P



SENATOR E EXTERIOR



SOUND INSULATION CLASS



55 MM THICK LEAF WITH THREE-SIDED REBATE, MADE OF 0.6 MM THICK GALVANISED LAMINATED SHEET METAL, FILLED WITH FOAMED POLYSTYRENE, FITTED WITH A SEAL



THREE SECURITY BOLTS ON THE HINGE SIDE



THREE Z5 THREE-PART HINGES



THREE-BOLT MAIN LOCK




STRIKER PLATE WITH ADJUSTABLE CLOSING FORCE



THREE-BOLT TOP LOCK



STEEL FRAME MADE OF 1.2 MM GALVANISED SHEET METAL, LAMINATED IN THE SAME COLOUR AS THE LEAF, FITTED WITH A SEAL



STEEL THRESHOLD WITH SEAL



STP-H/K2 HANDLE



CLASS B CERTIFIED CYLINDER AND KNOB CYLINDER IN A MASTER KEY SYSTEM

AVAILABLE FRAME MODELS

AS STANDARD

FD-25/12



FD-25/21/B



FD-25/21/C



AT EXTRA COST

FD-25/12 + moulding













FD-25/12 + portal



STEEL & WOOD with 3D hinge




BURGLAR RESISTANCE CLASSIFICATION

DOOR CLASS	TOOLS USED DURING A BURGLARY	MINIMUM RESISTANCE TIME	
	 RC 1		 NOT TESTED
	 RC 2		 3 MINUTES
	 RC 3		 5 MINUTES
	 RC 4		 10 MINUTES

FIRE RESISTANCE RATING

 EI 30	<p>EI30 – fire door marking indicating that the product provides protection against fire and heat for 36 minutes</p>
---	--

SMOKE RATING

 SMOKE RATING Sa, S200	<p>Sa S200 – doors marked with this symbol are equipped with special sealing systems to protect against the spread of smoke in the event of fire, and thus against poisoning by harmful combustion products</p>
--	---

SECURITY DOORS

WITH EMBOSSING



SECURITY DOORS – WITH EMBOSSING



G | dark anthracite



T01 | light grey

	NET PRICE PER SET	RC	RW	EI	UD
SENATOR E	2,058.00	2	28	X	1.3
HETMAN 55	2,352.00	3	29	X	1.3
BATORY 55	2,893.00	4	33	X	1.4
VERDI	2,337.00	2	42	X	1.4

AVAILABLE SIZES:
80N, 80E, 90N, 90E, 100N, 100E

EXTRA CHARGE FOR WIDTH 100 – PLN 220.00

	NET PRICE PER SET	RC	RW	EI	UD
MOZART	2,557.00	3	43	X	1.6
MOZART PLUS	2,900.00	3	43	X	1.6
AMADEO	3,092.00	3	47	X	1.6
SPARK I	2,993.00	2	37	30	X
SPARK II	3,240.00	3	42	30	X



T02 | dark walnut




















T32 | white oak







T34 | white woodgrain

STANDARD COLOURS

 NEW! BEIGE	 WHITE *	 WHITE WOOD- GRAIN	 LIGHT GRAY	 CONCRETE
 WHITE OAK	 SONOMA OAK	 SHEFFIELD OAK	 WINCHESTER *	 GOLDEN OAK *
 DARK WALNUT *	 DARK MAHOGANY	 BOG OAK *	 DARK ANTHRACITE *	 ANTHRACITE WOODGRAIN *
 BLACK TEXTURE *	 BLUE *	 GREEN *	 RED *	

PASTEL COLOURS FROM RAL PALETTE – EXTRA CHARGE OF PLN 600.00

 NEW! RAL5024 BABY BLUE *	 NEW! RAL6021 MINT *	 NEW! RAL3015 PINK *	 NEW! RAL1034 PEACH *
--	---	---	---

EXCLUSIVE COLOURS – EXTRA CHARGE OF PLN 250.00


 NEW! TRUFFLE OAK	 TURNER OAK *	 BLACK WOODGRAIN
---	--	--

* DOORS IN SIZES 100E AND 100N ONLY AVAILABLE IN THE COLOURS INDICATED

SECURITY DOORS – WITH EMBOSSING



T41 | dark anthracite



T42 | light grey

	NET PRICE PER SET	RC	RW	EI	UD
SENATOR E	2,058.00	2	28	X	1.3
HETMAN 55	2,352.00	3	29	X	1.3
BATORY 55	X	X	X	X	X
VERDI	2,337.00	2	42	X	1.4







AVAILABLE SIZES:
80N, 80E, 90N, 90E, 100N, 100E

EXTRA CHARGE FOR WIDTH 100 – PLN 220.00





	NET PRICE PER SET	RC	RW	EI	UD
MOZART	2,557.00	3	43	X	1.6
MOZART PLUS	2,900.00	3	43	X	1.6
AMADEO	X	X	X	X	X
SPARK I	2,993.00	2	37	30	X
SPARK II	3,240.00	3	42	30	X



STANDARD COLOURS

 NEW! BEIGE	 WHITE *	 WHITE WOOD- GRAIN	 LIGHT GRAY	 CONCRETE
 WHITE OAK	 SONOMA OAK	 SHEFFIELD OAK	 WINCHESTER *	 GOLDEN OAK *
 DARK WALNUT *	 DARK MAHOGANY	 BOG OAK *	 DARK ANTHRACITE *	 ANTHRACITE WOODGRAIN *
 BLACK TEXTURE *	 BLUE *	 GREEN *	 RED *	

PASTEL COLOURS FROM RAL PALETTE – EXTRA CHARGE OF PLN 600.00

 NEW! RAL5024 BABY BLUE *	 NEW! RAL6021 MINT *	 NEW! RAL3015 PINK *	 NEW! RAL1034 PEACH *
--	---	---	---

EXCLUSIVE COLOURS – EXTRA CHARGE OF PLN 250.00


 NEW! TRUFFLE OAK	 TURNER OAK *	 BLACK WOODGRAIN
---	--	--

* DOORS IN SIZES 100E AND 100N ONLY AVAILABLE IN THE COLOURS INDICATED

SECURITY DOORS – WITH EMBOSSING



T46 | dark anthracite



T47 | light grey

	NET PRICE PER SET	RC	RW	EI	UD
SENATOR E	2,058.00	2	28	X	1.3
HETMAN 55	2,352.00	3	29	X	1.3
BATORY 55	X	X	X	X	X
VERDI	2,337.00	2	42	X	1.4




















AVAILABLE SIZES:
80N, 80E, 90N, 90E, 100N, 100E

EXTRA CHARGE FOR WIDTH 100 – PLN 220.00



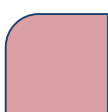

	NET PRICE PER SET	RC	RW	EI	UD
MOZART	2,557.00	3	43	X	1.6
MOZART PLUS	2,900.00	3	43	X	1.6
AMADEO	X	X	X	X	X
SPARK I	2,993.00	2	37	30	X
SPARK II	3,240.00	3	42	30	X



STANDARD COLOURS

 NEW! BEIGE	 WHITE *	 WHITE WOOD- GRAIN	 LIGHT GRAY	 CONCRETE
 WHITE OAK	 SONOMA OAK	 SHEFFIELD OAK	 WINCHESTER *	 GOLDEN OAK *
 DARK WALNUT *	 DARK MAHOGANY	 BOG OAK *	 DARK ANTHRACITE *	 ANTHRACITE WOODGRAIN *
 BLACK TEXTURE *	 BLUE *	 GREEN *	 RED *	

PASTEL COLOURS FROM RAL PALETTE – EXTRA CHARGE OF PLN 600.00

 NEW! RAL5024 BABY BLUE *	 NEW! RAL6021 MINT *	 NEW! RAL3015 PINK *	 NEW! RAL1034 PEACH *
--	---	---	---

EXCLUSIVE COLOURS – EXTRA CHARGE OF PLN 250.00

 NEW! TRUFFLE OAK	 TURNER OAK *	 BLACK WOODGRAIN
---	--	--

* DOORS IN SIZES 100E AND 100N ONLY AVAILABLE IN THE COLOURS INDICATED

SECURITY DOORS – WITH EMBOSSING



T51 | dark anthracite



T52 | light grey

	NET PRICE PER SET	RC	RW	EI	UD
SENATOR E	2,058.00	2	28	X	1.3
HETMAN 55	2,352.00	3	29	X	1.3
BATORY 55	X	X	X	X	X
VERDI	2,337.00	2	42	X	1.4



















AVAILABLE SIZES:
80N, 80E, 90N, 90E, 100N, 100E

EXTRA CHARGE FOR WIDTH 100 – PLN 220.00





	NET PRICE PER SET	RC	RW	EI	UD
MOZART	2,557.00	3	43	X	1.6
MOZART PLUS	2,900.00	3	43	X	1.6
AMADEO	X	X	X	X	X
SPARK I	2,993.00	2	37	30	X
SPARK II	3,240.00	3	42	30	X



STANDARD COLOURS

 NEW! BEIGE	 WHITE *	 WHITE WOOD- GRAIN	 LIGHT GRAY	 CONCRETE
 WHITE OAK	 SONOMA OAK	 SHEFFIELD OAK	 WINCHESTER *	 GOLDEN OAK *
 DARK WALNUT *	 DARK MAHOGANY	 BOG OAK *	 DARK ANTHRACITE *	 ANTHRACITE WOODGRAIN *
 BLACK TEXTURE *	 BLUE *	 GREEN *	 RED *	

PASTEL COLOURS FROM RAL PALETTE – EXTRA CHARGE OF PLN 600.00

 NEW! RAL5024 BABY BLUE *	 NEW! RAL6021 MINT *	 NEW! RAL3015 PINK *	 NEW! RAL1034 PEACH *
--	---	---	---

EXCLUSIVE COLOURS – EXTRA CHARGE OF PLN 250.00


 NEW! TRUFFLE OAK	 TURNER OAK *	 BLACK WOODGRAIN
---	--	--

* DOORS IN SIZES 100E AND 100N ONLY AVAILABLE IN THE COLOURS INDICATED

SECURITY DOORS – WITH EMBOSSING



T59 | dark anthracite



T60 | light grey

	NET PRICE PER SET	RC	RW	EI	UD
SENATOR E	2,058.00	2	28	X	1.3
HETMAN 55	2,352.00	3	29	X	1.3
BATORY 55	X	X	X	X	X
VERDI	2,337.00	2	42	X	1.4

AVAILABLE SIZES:
80N, 80E, 90N, 90E, 100N, 100E

EXTRA CHARGE FOR WIDTH 100 – PLN 220.00

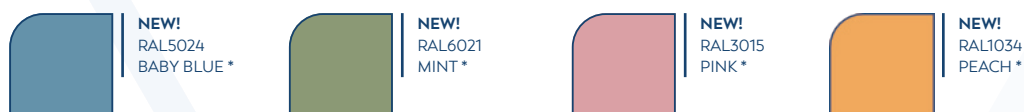
	NET PRICE PER SET	RC	RW	EI	UD
MOZART	2,557.00	3	43	X	1.6
MOZART PLUS	2,900.00	3	43	X	1.6
AMADEO	X	X	X	X	X
SPARK I	2,993.00	2	37	30	X
SPARK II	3,240.00	3	42	30	X



STANDARD COLOURS



PASTEL COLOURS FROM RAL PALETTE – EXTRA CHARGE OF PLN 600.00



EXCLUSIVE COLOURS – EXTRA CHARGE OF PLN 250.00



* DOORS IN SIZES 100E AND 100N ONLY AVAILABLE IN THE COLOURS INDICATED

SECURITY DOORS

WITH DECORATIONS



SECURITY DOORS – WITH DECORATIONS

NEW

3D TWO-SIDE DECORATION

R01

AVAILABLE IN
WHITE AND BLACK
TEXTURE



R01 | white texture



R01 | black texture

DECORATION WIDTH:
NARROW DECORATION 14 MM
30 MM WIDE DECORATION

	R01 DECORATION NET PRICE PER SET	OTHER DECORATIONS NET PRICE PER SET	RC	RW	EI	UD
SENATOR E	3,608.00	2,358.00	2	28	X	1.3
HETMAN 55	3,902.00	2,652.00	3	29	X	1.3
BATORY 55	4,443.00	3,193.00	4	33	X	1.4
VERDI	3,887.00	2,637.00	2	42	X	1.4

AVAILABLE SIZES:

80N, 80E, 90N, 90E, 100N, 100E

EXTRA CHARGE FOR WIDTH 100 – PLN 220.00

85 MM THICK DOORS ARE MADE IN COLOURS:

WHITE, TURNER OAK, WINCHESTER, GOLDEN OAK, DARK ORANGE, BOG OAK, DARK ANTHRACITE, ANTHRACITE WOODGRAIN, RED, BLUE, GREEN, BLACK TEXTURE ARE AVAILABLE FOR SIZES 80N, 80E, 90N, 90E


PRICES APPLY TO ONE-SIDE DECORATIONS. WHEN ORDERING TWO-SIDE DECORATIONS, THERE IS AN EXTRA CHARGE OF PLN 200.00 (EXCEPT FOR R01 DECORATION).

OTHER DECORATIONS CAN BE FOUND ON PAGE 191 IN THE CATALOGUE.

	R01 DECORATION NET PRICE PER SET	OTHER DECORATIONS NET PRICE PER SET	RC	RW	EI	UD
MOZART	4,107.00	2,857.00	3	43	X	1.6
MOZART PLUS	4,450.00	3,200.00	3	43	X	1.6
AMADEO	4,642.00	3,392.00	3	47	X	1.6
SPARK I	4,543.00	3,293.00	2	37	30	X
SPARK II	4,790.00	3,540.00	3	42	30	X



A7 | dark anthracite






















A10 | dark walnut







A21 | blue texture

STANDARD COLOURS

 NEW! BEIGE	 WHITE *	 WHITE WOOD- GRAIN	 LIGHT GRAY	 CONCRETE
 WHITE OAK	 SONOMA OAK	 SHEFFIELD OAK	 WINCHESTER *	 GOLDEN OAK *
 DARK WALNUT *	 DARK MAHOGANY	 BOG OAK *	 DARK ANTHRACITE *	 ANTHRACITE WOODGRAIN *
 BLACK TEXTURE *	 BLUE *	 GREEN *	 RED *	

PASTEL COLOURS FROM RAL PALETTE – EXTRA CHARGE OF PLN 600.00

 NEW! RAL5024 BABY BLUE *	 NEW! RAL6021 MINT *	 NEW! RAL3015 PINK *	 NEW! RAL1034 PEACH *
--	---	---	---

EXCLUSIVE COLOURS – EXTRA CHARGE OF PLN 250.00


 NEW! TRUFFLE OAK	 TURNER OAK *	 BLACK WOODGRAIN
---	--	--

* DOORS IN SIZES 100E AND 100N ONLY AVAILABLE IN THE COLOURS INDICATED

UTILITY DOORS



UTILITY DOORS – ANATOMY



40 MM THICK LEAF WITH THREE-SIDED REBATE,
MADE OF 0.5 MM THICK GALVANISED PAINTED SHEET METAL,
FILLED WITH FOAMED POLYSTYRENE



Z2 PLATE HINGE



BOTTOM LOCK



STEEL FRAME WITH FD-25/21/N/O PROFILE MADE OF 1.2 MM SHEET
PAINTED IN THE SAME COLOUR AS THE LEAF



SAFETY HANDLE



KEY-KEY CYLINDER

OPTIONS AT EXTRA CHARGE

DOOR FRAMES

FD-21/N



FD-21/C



FD-21/B



FD-22



THRESHOLDS

21/N - STEEL



21/B/C



AIR VENT GRILLES


AIR VENT
GRILLE
PVC WHITE



AIR VENT
GRILLE
PVC GREY



AIR VENT
GRILLE
PVC BROWN



AIR VENT
GRILLE
PVC BLACK



AIR VENT
GRILLE
INOX



AIR VENT SLEEVES

AIR VENT
SLEEVE
WHITE



AIR VENT
SLEEVE
GREY



AIR VENT
SLEEVE
BROWN



AIR VENT
SLEEVE
BLACK




SOLID UTILITY DOORS



G-RAL 7016



G-RAL 9010



RAL 8017



G-RAL 7035


AVAILABLE COLOURS



RAL 9010
WHITE



RAL 7035
GREY



RAL 8017
BROWN



RAL 7016
ANTHRACITE

UTILITY DOOR MODELS

GLAZED UTILITY DOORS



G-ST 1
RAL 7035



G - ST 2
RAL 7016



G - ST 3
RAL 8017

UTILITY DOORS WITH PANELS



G - RAL 8017
CENTRE PANEL
AND
BOTTOM PANEL
WITH INTEGRATED
AIR VENT GRILLE



G - RAL 7016
PANEL
AND
BOTTOM PANEL



G - RAL 9010
BOTTOM PANEL

UTILITY DOOR PRICE LIST

		NET PRICES PER SET	RAL 7016 RAL 8017 RAL 9010	RAL 7035
		SOLID FD-25/21/N/O FRAME	750.00	815.00
OPTIONAL DESIGN		SOLID FD-21/N FRAME	770.00	835.00
		SOLID FD-21/C FRAME	850.00	915.00
		SOLID FD-21/B FRAME	880.00	945.00
		STEEL THRESHOLD EXTRA CHARGE	65.00	
	WITH FD-25/21/N/O FRAME	GLAZED ST1 CLEAR	1,120.00	1,185.00
		GLAZED ST2 CLEAR	1,170.00	1,235.00
		GLAZED ST3 CLEAR	1,210.00	1,275.00
		GLAZED ST1 FROSTED	1,220.00	1,285.00
		GLAZED ST2 FROSTED	1,290.00	1,355.00
		GLAZED ST3 FROSTED	1,330.00	1,395.00
		WITH PVC AIR VENT GRILLE OR AIR VENT SLEEVE	820.00	885.00
		WITH INOX AIR VENT GRILLE	1,050.00	1,115.00
		WITH TOILET LOCK (WITH OLARIX TOILET HANDLE)	805.00	870.00
		WITH TOP LOCK	800.00	865.00

		NET PRICES PER SET	RAL 7016 RAL 8017 RAL 9010	RAL 7035
		SOLID DOOR LEAF WITHOUT FRAME	465.00	530.00
		SOLID FD-25/21/N/O FRAME	750.00	815.00
OPTIONAL DESIGN	BOTTOM PANEL WITH AIR VENT GRILL INOX/BLACK TWO-SIDE	1,175.00	1,240.00	
	BOTTOM PANEL INOX/BLACK ONE-SIDE	950.00	1,015.00	
	BOTTOM PANEL INOX/BLACK TWO-SIDE	1,150.00	1,215.00	
	CENTRE PANEL INOX/BLACK ONE-SIDE	950.00	1,015.00	
	CENTRE PANEL INOX/BLACK TWO-SIDE	1,150.00	1,215.00	
	BOTTOM PANEL INOX + CENTRE PANEL INOX ONE-SIDE	1,150.00	1,215.00	
	BOTTOM PANEL INOX + CENTRE PANEL INOX TWO-SIDE	1,550.00	1,615.00	
	BOTTOM PANEL WITH AIR VENT FUNCTION + CENTRE PANEL INOX TWO-SIDE	1,575.00	1,640.00	

AVAILABLE SIZES: 60, 70, 80, 80E, 90, 90E, 100, 100E
EXTRA CHARGES: 60, 70, 80E, 90E, 100 PLN 190.00, 100E PLN 380.00

AVAILABLE COLOURS



RAL 9010
WHITE



RAL 7035
GREY



RAL 8017
BROWN



RAL 7016
ANTHRACITE

SECTIONAL GARAGE DOORS



SECTIONAL GARAGE DOORS



Sectional garage doors are used in single- and multi-family housing. The individual tastes of our customers are reflected in the customised products made to order. Well-chosen colours of high-quality door panels and a wide selection of external door laminates allow for the creation of well-composed colour sets that highlight the house.

For convenience of use, garage doors can be fitted with an automatic operator. Our offer includes door automation systems from leading manufacturers: Somfy and TenPilot.



DOORS | SAFE USE AS STANDARD

- Safety mechanism to prevent the door from falling down in case of spring failure
- Panels with safety lock to prevent accidental finger trapping
- Profiled guides to prevent rollers from falling out
- Omega trapezoidal reinforcement to prevent bending for panels of 5 metres in length and longer
- An amperometric obstacle detection system is used to detect possible obstacles that may appear in the door's path. With this function, when an obstacle is encountered, the actuator stops the door and changes its direction of movement

STANDARD EQUIPMENT

- Door leaf made of 40 mm thick panels filled with polyurethane foam made of galvanised steel sheet
- Load-bearing frame angles and guides made of 2 mm thick galvanised steel profiles
- Front torsion springs with standard 15,000 cycles
- Centre and side hinges made of galvanised sheet steel

Lock, handle, bracket, operator and bolt are added to the order on request.

THERMAL TRANSMITTANCE

The panels used to manufacture our doors are distinguished by a thermal insulation parameter of $U_d = 0.74 \text{ W/(m}^2\cdot\text{K)}$. A table of door thermal transmittance parameters for the various dimensions can be found on pages 144-147.



SECTIONAL GARAGE DOORS

PANEL WITHOUT EMBOSSING



DOOR IN WINCHESTER | SLICK



DOOR IN DARK ANTHRACITE | SLICK

AVAILABLE COLOURS


-  | WINCHESTER
-  | GOLDEN OAK
-  | DARK WALNUT
-  | BOG OAK
-  | DARK ANTHRACITE
-  | ANTHRACITE WOODGRAIN

PANEL WITH NARROW EMBOSSING



DOOR IN WHITE | WOODGRAIN

AVAILABLE COLOURS

-  | WHITE WOODGRAIN
-  | BROWN WOODGRAIN

PANEL WITH WIDE EMBOSSING



AVAILABLE COLOURS



GOLDEN OAK



DARK WALNUT

DOOR IN GOLDEN OAK | SLICK

COLOURS AVAILABLE IN SLICK TEXTURE




WINCHESTER



GOLDEN OAK




DARK WALNUT



BOG OAK



DARK ANTHRACITE



ANTHRACITE WOODGRAIN

COLOURS AVAILABLE IN WOODGRAIN STRUCTURE




WHITE

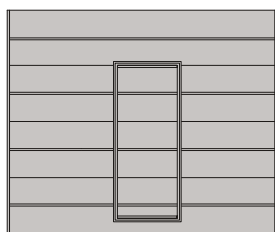


BROWN

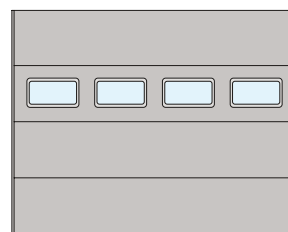
ADDITIONAL DESIGN OPTIONS



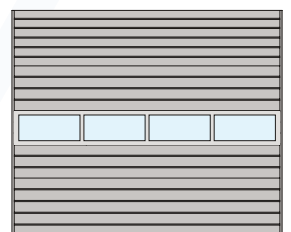
DOOR WITH WICKET DOOR AND LOW THRESHOLD



DOOR WITH WICKET DOOR AND HIGH THRESHOLD



PANEL WITH WINDOWS



PANEL WITH ALUMINIUM SECTION

SECTIONAL GARAGE DOORS

PRICE LIST FOR FRONT STANDARD/GUIDED DOORS | SLICK COLOURS

NET PRICES IN PLN		WIDTH IN MM												
		2125	2250	2375	2500	2625	2750	2875	3000	3125	3250	3375	3500	
HEIGHT IN MM	2000	WITHOUT OPERATOR	3,788	3,854	3,924	4,000	4,372	4,387	4,477	4,691	4,947	5,077	5,152	5,243
		SOMFY	4,788	4,854	4,924	5,000	5,372	5,387	5,477	5,691	5,947	6,077	6,152	6,243
		TENPILOT	4,438	4,504	4,574	4,650	5,022	5,037	5,127	5,341	5,597	5,727	5,802	5,893
	2125	WITHOUT OPERATOR	3,916	3,995	4,074	4,170	4,254	4,346	4,519	4,836	5,136	5,299	5,376	5,478
		SOMFY	4,916	4,995	5,074	5,170	5,254	5,346	5,519	5,836	6,136	6,299	6,376	6,478
		TENPILOT	4,566	4,645	4,724	4,820	4,904	4,996	5,169	5,486	5,786	5,949	6,026	6,128
	2250	WITHOUT OPERATOR	4,040	4,123	4,222	4,309	4,405	4,487	4,688	4,986	5,314	5,483	5,742	6,175
		SOMFY	5,040	5,123	5,222	5,309	5,405	5,487	5,688	5,986	6,314	6,483	6,742	7,175
		TENPILOT	4,690	4,773	4,872	4,959	5,055	5,137	5,338	5,636	5,964	6,133	6,392	6,825
	2375	WITHOUT OPERATOR	4,138	4,249	4,328	4,440	4,884	4,897	5,001	5,202	5,468	5,791	5,905	6,020
		SOMFY	5,138	5,249	5,328	5,440	5,884	5,897	6,001	6,202	6,468	6,791	6,905	7,020
		TENPILOT	4,788	4,899	4,978	5,090	5,534	5,547	5,651	5,852	6,118	6,441	6,555	6,670
	2500	WITHOUT OPERATOR	4,626	4,634	4,642	4,670	4,770	4,874	5,052	5,557	5,900	6,053	6,173	6,258
		SOMFY	5,706	5,714	5,722	5,750	5,850	5,954	6,132	6,637	6,980	7,133	7,253	7,338
		TENPILOT	5,326	5,334	5,342	5,370	5,470	5,574	5,752	6,257	6,600	6,753	6,873	6,958
	2625	WITHOUT OPERATOR	4,519	4,630	4,749	4,848	4,968	5,093	5,457	5,793	6,145	6,305	6,436	6,818
		SOMFY	5,599	5,710	5,829	5,928	6,048	6,173	6,537	6,873	7,225	7,385	7,516	7,898
		TENPILOT	5,219	5,330	5,449	5,548	5,668	5,793	6,157	6,493	6,845	7,005	7,136	7,518
	2750	WITHOUT OPERATOR	4,617	4,747	4,844	4,966	5,090	5,366	5,592	5,908	6,257	6,428	6,556	7,007
		SOMFY	5,697	5,827	5,924	6,046	6,170	6,446	6,672	6,988	7,337	7,508	7,636	8,087
		TENPILOT	5,317	5,447	5,544	5,666	5,790	6,066	6,292	6,608	6,957	7,128	7,256	7,707
	2875	WITHOUT OPERATOR	4,729	4,863	4,960	5,093	5,740	5,753	5,862	6,122	6,370	6,578	6,675	6,803
		SOMFY	5,809	5,943	6,040	6,173	6,820	6,833	6,942	7,202	7,450	7,658	7,755	8,353
		TENPILOT	5,429	5,563	5,660	5,793	6,440	6,453	6,562	6,822	7,070	7,278	7,375	7,603
	3000	WITHOUT OPERATOR	5,156	5,169	5,177	5,373	5,498	5,610	5,847	6,198	6,556	6,723	6,835	7,016
		SOMFY	6,236	6,249	6,257	6,453	6,578	6,690	6,927	7,278	7,636	7,803	8,385	8,566
		TENPILOT	5,856	5,869	5,877	6,073	6,198	6,310	6,547	6,898	7,256	7,423	7,635	7,816

THERMAL PERFORMANCE OF SECTIONAL DOORS



SECTIONAL GARAGE DOORS

WIDTH IN MM												NET PRICES IN PLN		HEIGHT IN MM
3625	3750	3875	4000	4125	4250	4375	4500	4625	4750	4875	5000			
5,319	5,407	5,663	5,751	5,827	5,918	5,993	6,069	6,163	6,239	6,273	7,649	WITHOUT OPERATOR	2000	
6,319	6,407	6,663	6,751	6,827	6,918	6,993	7,069	7,163	7,239	7,743	9,119	SOMFY		
5,969	6,057	6,313	6,401	6,477	6,568	6,643	6,719	6,813	6,889	7,023	8,399	TENPILOT		
5,735	5,817	5,914	5,998	6,137	6,179	6,295	6,364	6,446	6,553	6,586	7,956	WITHOUT OPERATOR	2125	
6,735	6,817	6,914	6,998	7,137	7,179	7,295	7,364	7,916	8,023	8,056	9,426	SOMFY		
6,385	6,467	6,564	6,648	6,787	6,829	6,945	7,014	7,196	7,303	7,336	8,706	TENPILOT		
6,211	6,232	6,277	6,354	6,362	6,398	6,486	6,594	6,739	6,815	6,853	8,262	WITHOUT OPERATOR	2250	
7,211	7,232	7,277	7,354	7,362	7,398	7,956	8,064	8,209	8,285	8,323	9,732	SOMFY		
6,861	6,882	6,927	7,004	7,012	7,048	7,236	7,344	7,489	7,565	7,603	9,012	TENPILOT		
6,102	6,193	6,341	6,389	6,566	6,584	6,682	6,830	6,920	6,991	7,040	8,444	WITHOUT OPERATOR	2375	
7,102	7,193	7,341	7,389	7,566	7,584	8,152	8,300	8,390	8,461	8,510	9,914	SOMFY		
6,752	6,843	6,991	7,039	7,216	7,234	7,432	7,580	7,670	7,741	7,790	9,194	TENPILOT		
6,344	6,504	6,589	6,670	6,757	6,928	7,003	7,175	7,190	7,263	7,379	9,103	WITHOUT OPERATOR	2500	
7,424	7,584	7,669	8,220	8,307	8,478	8,553	8,725	8,740	8,813	8,929	10,653	SOMFY		
7,044	7,204	7,289	7,470	7,557	7,728	7,803	7,975	7,990	8,063	8,179	9,903	TENPILOT		
6,892	6,930	7,050	7,096	7,119	7,205	7,383	7,468	7,556	7,656	7,696	9,442	WITHOUT OPERATOR	2625	
7,972	8,480	8,600	8,646	8,669	8,755	8,933	9,018	9,106	9,206	9,246	10,992	SOMFY		
7,592	7,730	7,850	7,896	7,919	8,005	8,183	8,268	8,356	8,456	8,496	10,242	TENPILOT		
7,058	7,106	7,210	7,226	7,266	7,351	7,531	7,621	7,712	7,817	7,961	9,587	WITHOUT OPERATOR	2750	
8,608	8,656	8,760	8,776	8,816	8,901	9,081	9,171	9,262	9,367	9,511	11,137	SOMFY		
7,858	7,906	8,010	8,026	8,066	8,151	8,331	8,421	8,512	8,617	8,761	10,387	TENPILOT		
6,988	7,086	7,205	7,281	7,486	7,580	7,684	7,775	7,974	8,068	8,112	9,831	WITHOUT OPERATOR	2875	
8,538	8,636	8,755	8,831	9,036	9,130	9,234	9,325	9,524	9,618	9,662	11,381	SOMFY		
7,788	7,886	8,005	8,081	8,286	8,380	8,484	8,575	8,774	8,868	8,912	10,631	TENPILOT		
7,116	7,228	7,378	7,490	7,628	7,727	7,878	7,992	8,130	8,227	8,305	10,096	WITHOUT OPERATOR	3000	
8,666	8,778	8,928	9,040	9,178	9,277	9,428	9,542	9,680	9,777	9,855	11,646	SOMFY		
7,916	8,028	8,178	8,290	8,428	8,527	8,678	8,792	8,930	9,027	9,105	10,896	TENPILOT		

AVAILABLE COLOURS



RAL PAINTING - INDIVIDUAL PRICING

SECTIONAL GARAGE DOORS

DOORS | PRICE LIST FOR FRONT STANDARD/GUIDED DOORS | WOODGRAIN COLOURS

NET PRICES IN PLN		WIDTH IN MM												
		2125	2250	2375	2500	2625	2750	2875	3000	3125	3250	3375	3500	
HEIGHT IN MM	2000	WITHOUT OPERATOR	3,569	3,622	3,680	3,742	4,102	4,103	4,181	4,382	4,625	4,742	4,805	4,882
		SOMFY	4,569	4,622	4,680	4,742	5,102	5,103	5,181	5,382	5,625	5,742	5,805	5,882
		TENPILOT	4,219	4,272	4,330	4,392	4,752	4,753	4,831	5,032	5,275	5,392	5,455	5,532
	2125	WITHOUT OPERATOR	3,683	3,749	3,814	3,896	3,966	4,045	4,204	4,508	4,794	4,943	5,007	5,095
		SOMFY	4,683	4,749	4,814	4,896	4,966	5,045	5,204	5,508	5,794	5,943	6,007	6,095
		TENPILOT	4,333	4,399	4,464	4,546	4,616	4,695	4,854	5,158	5,444	5,593	5,657	5,745
	2250	WITHOUT OPERATOR	3,793	3,863	3,947	4,020	4,101	4,168	4,355	4,638	4,951	5,106	5,350	5,769
		SOMFY	4,793	4,863	4,947	5,020	5,101	5,168	5,355	5,638	5,951	6,106	6,350	6,769
		TENPILOT	4,443	4,513	4,597	4,670	4,751	4,818	5,005	5,288	5,601	5,756	6,000	6,419
	2375	WITHOUT OPERATOR	3,878	3,973	4,037	4,134	4,563	4,561	4,649	4,835	5,086	5,393	5,492	5,592
		SOMFY	4,878	4,973	5,037	5,134	5,563	5,561	5,649	5,835	6,086	6,393	6,492	6,592
		TENPILOT	4,528	4,623	4,687	4,784	5,213	5,211	5,299	5,485	5,736	6,043	6,142	6,242
	2500	WITHOUT OPERATOR	4,352	4,344	4,336	4,348	4,432	4,520	4,682	5,171	5,497	5,634	5,738	5,808
		SOMFY	5,432	5,424	5,416	5,428	5,512	5,600	5,762	6,251	6,577	6,714	6,818	6,888
		TENPILOT	5,052	5,044	5,036	5,048	5,132	5,220	5,382	5,871	6,197	6,334	6,438	6,508
	2625	WITHOUT OPERATOR	4,231	4,326	4,428	4,510	4,613	4,721	5,068	5,387	5,722	5,865	5,980	6,345
		SOMFY	5,311	5,406	5,508	5,590	5,693	5,801	6,148	6,467	6,802	6,945	7,060	7,425
		TENPILOT	4,931	5,026	5,128	5,210	5,313	5,421	5,768	6,087	6,422	6,565	6,680	7,045
	2750	WITHOUT OPERATOR	4,316	4,429	4,508	4,612	4,718	4,977	5,184	5,483	5,814	5,968	6,078	6,512
		SOMFY	5,396	5,509	5,588	5,692	5,798	6,057	6,264	6,563	6,894	7,048	7,158	7,592
		TENPILOT	5,016	5,129	5,208	5,312	5,418	5,677	5,884	6,183	6,514	6,668	6,778	7,212
	2875	WITHOUT OPERATOR	4,414	4,529	4,608	4,723	5,351	5,346	5,436	5,677	5,908	6,096	6,175	6,285
		SOMFY	5,494	5,609	5,688	5,803	6,431	6,426	6,516	6,757	6,988	7,176	7,255	7,835
		TENPILOT	5,114	5,229	5,308	5,423	6,051	6,046	6,136	6,377	6,608	6,796	6,875	7,085
3000	WITHOUT OPERATOR	4,827	4,821	4,810	4,986	5,092	5,185	5,403	5,734	6,073	6,220	6,313	6,475	
	SOMFY	5,907	5,901	5,890	6,066	6,172	6,265	6,483	6,814	7,153	7,300	7,863	8,025	
	TENPILOT	5,527	5,521	5,510	5,686	5,792	5,885	6,103	6,434	6,773	6,920	7,113	7,275	

THERMAL PERFORMANCE OF SECTIONAL DOORS



SECTIONAL GARAGE DOORS

WIDTH IN MM												NET PRICES IN PLN		HEIGHT IN MM
3625	3750	3875	4000	4125	4250	4375	4500	4625	4750	4875	5000	WITHOUT OPERATOR	SOMFY	
4,945	5,021	5,263	5,339	5,402	5,480	5,543	5,605	5,686	5,749	5,771	7,134	WITHOUT OPERATOR	2000	
5,945	6,021	6,263	6,339	6,402	6,480	6,543	6,605	6,686	6,749	7,241	8,604	SOMFY	2000	
5,595	5,671	5,913	5,989	6,052	6,130	6,193	6,255	6,336	6,399	6,521	7,884	TENPILOT	2000	
5,338	5,407	5,490	5,560	5,685	5,714	5,816	5,871	5,940	6,033	6,052	7,408	WITHOUT OPERATOR	2125	
6,338	6,407	6,490	6,560	6,685	6,714	6,816	6,871	7,410	7,503	7,522	8,878	SOMFY	2125	
5,988	6,057	6,140	6,210	6,335	6,364	6,466	6,521	6,690	6,783	6,802	8,158	TENPILOT	2125	
5,791	5,797	5,827	5,890	5,884	5,906	5,978	6,073	6,203	6,264	6,288	7,682	WITHOUT OPERATOR	2250	
6,791	6,797	6,827	6,890	6,884	6,906	7,448	7,543	7,673	7,734	7,758	9,152	SOMFY	2250	
6,441	6,447	6,477	6,540	6,534	6,556	6,728	6,823	6,953	7,014	7,038	8,432	TENPILOT	2250	
5,659	5,734	5,867	5,899	6,062	6,064	6,146	6,279	6,354	6,410	6,444	7,833	WITHOUT OPERATOR	2375	
6,659	6,734	6,867	6,899	7,532	7,534	7,616	7,749	7,824	7,880	7,914	9,303	SOMFY	2375	
6,309	6,384	6,517	6,549	6,812	6,814	6,896	7,029	7,104	7,160	7,194	8,583	TENPILOT	2375	
5,877	6,021	6,090	6,155	6,226	6,381	6,439	6,596	6,594	6,651	6,752	8,459	WITHOUT OPERATOR	2500	
6,957	7,101	7,170	7,705	7,776	7,931	7,989	8,146	8,144	8,201	8,302	10,009	SOMFY	2500	
6,577	6,721	6,790	6,955	7,026	7,181	7,239	7,396	7,394	7,451	7,552	9,259	TENPILOT	2500	
6,402	6,423	6,526	6,555	6,561	6,630	6,791	6,860	6,930	7,014	7,036	8,766	WITHOUT OPERATOR	2625	
7,482	7,973	8,076	8,105	8,111	8,180	8,341	8,410	8,480	8,564	8,586	10,316	SOMFY	2625	
7,102	7,223	7,326	7,355	7,361	7,430	7,591	7,660	7,730	7,814	7,836	9,566	TENPILOT	2625	
6,545	6,575	6,661	6,660	6,681	6,749	6,911	6,984	7,057	7,144	7,270	8,878	WITHOUT OPERATOR	2750	
8,095	8,125	8,211	8,210	8,231	8,299	8,461	8,534	8,607	8,694	8,820	10,428	SOMFY	2750	
7,345	7,375	7,461	7,460	7,481	7,549	7,711	7,784	7,857	7,944	8,070	9,678	TENPILOT	2750	
6,451	6,531	6,631	6,688	6,875	6,951	7,036	7,108	7,289	7,364	7,390	9,090	WITHOUT OPERATOR	2875	
8,001	8,081	8,181	8,238	8,425	8,501	8,586	8,658	8,839	8,914	8,940	10,640	SOMFY	2875	
7,251	7,331	7,431	7,488	7,675	7,751	7,836	7,908	8,089	8,164	8,190	9,890	TENPILOT	2875	
6,556	6,648	6,779	6,871	6,990	7,070	7,202	7,296	7,415	7,493	7,551	9,323	WITHOUT OPERATOR	3000	
8,106	8,198	8,329	8,421	8,540	8,620	8,752	8,846	8,965	9,043	9,101	10,873	SOMFY	3000	
7,356	7,448	7,579	7,671	7,790	7,870	8,002	8,096	8,215	8,293	8,351	10,123	TENPILOT	3000	

DOSTĘPNE KOLORY



WHITE



BROWN

RAL PAINTING - INDIVIDUAL PRICING

SECTIONAL GARAGE DOORS – SOMFY DOOR AUTOMATION

SOMFY DOOR AUTOMATION

Somfy – the world's leading manufacturer of door automation. All Somfy products are tested under the most demanding conditions, which results in durability and reliability. Somfy operators are fitted with a chain as standard, which can be replaced with a Kevlar belt when ordering.

SOMFY DEXXO OPTIMO

Perfect for sectional doors with a maximum surface area of up to 10 m².

SOMFY DEXXO OPTIMO RTS	
1 24V MOTOR WITH INTEGRATED CONTROL UNIT AND RTS RADIO RECEIVER	
GUIDE FOR 800 N OPERATOR WITH CHAIN	2.9 M TESTED FOR 36,500 CYCLES
	3.5 M TESTED FOR 36,500 CYCLES
1 SOMFY KEYTIS 2 CHANNEL REMOTE CONTROL	



SOMFY DEXXO PRO

Designed for door with a surface area of up to 15 m².

SOMFY DEXXO PRO	
1 24V MOTOR WITH INTEGRATED CONTROL UNIT AND RTS RADIO RECEIVER	
GUIDE FOR 1000 N OPERATOR WITH CHAIN	2.9 M TESTED FOR 36,500 CYCLES
	3.5 M TESTED FOR 36,500 CYCLES
2 SOMFY KEYGO RTS 4-CHANNEL REMOTE CONTROLS	



Are you just starting out with new technology and are not yet sure what home appliances you might want to operate using an app? Choose TaHoma and a Smart IO operator to start by managing the door from your smartphone, and then there will be nothing to stop you managing the central heating, roller shutters or lighting.



TENPILOT DOOR AUTOMATION

A new addition to the range of Stalprodukt-Zamość brand TENPILOT gate operators offer the best value for money. The operators feature Kevlar belt drive, thanks to which the actuators operate extremely quietly and smoothly. The Kevlar belt is reinforced with three or four (depending on the model) steel cables. Two basic actuator models are produced: ARC 600N and UNIVERSAL 1000N Speed.

ARC 600N

Designed for door with a surface area of up to 11 m².

ARC 600N	
1 24V MOTOR WITH BUILT-IN ENCODER AND RECEIVER	
3-PART GUIDE FOR BELT DRIVE	FOR DOOR HEIGHTS UP TO 2.3 M
	FOR DOOR HEIGHTS UP TO 3.0 M
2 X PILOT 4-KANAŁOWY TP14	



UNIVERSAL 1000N SPEED

Perfect for sectional doors with a maximum surface area of up to 22 m².

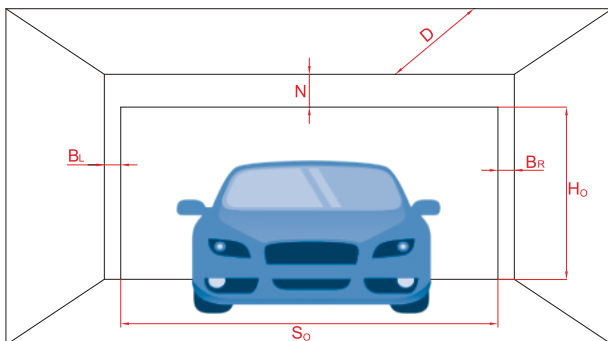
UNIVERSAL 1000N Speed	
1 24V MOTOR WITH BUILT-IN ENCODER AND RECEIVER	
3-PART GUIDE FOR BELT DRIVE	FOR DOOR HEIGHTS UP TO 2.3 M
	FOR DOOR HEIGHTS UP TO 3.0 M
2 X PILOT 3-KANAŁOWY TP02	



SECTIONAL GARAGE DOORS – TECHNICAL INFORMATION

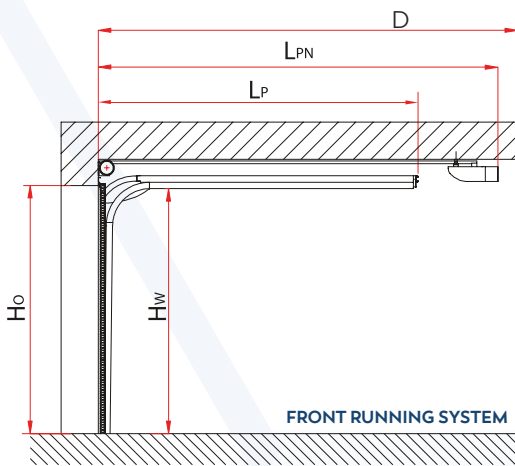
DIMENSION TABLE FOR SECTIONAL GARAGE DOORS

OPENING WIDTH, ORDER DIMENSION		So	
OPENING HEIGHT, ORDER DIMENSION		Ho	
ENTRY CLEARANCE HEIGHT		Hw	Ho - 150 mm
ENTRY CLEARANCE WIDTH		Sw	So
MINIMUM REQUIRED LINTEL HEIGHT		N	
FRONT RUNNING SYSTEM, SPRINGS AT THE FRONT (ON THE LINTEL)	MANUALLY OPERATED DOOR	N	200 mm
	AUTOMATIC DOOR	N	
REAR RUNNING SYSTEM, SPRINGS AT THE BACK	MANUALLY OPERATED DOOR	N	100 mm
	AUTOMATIC DOOR	N	150 mm
MINIMUM ROOM DEPTH WITH FREE SPACE UNDER THE CEILING		D	LPN + 100 mm
MINIMUM WIDTH OF THE LEFT SIDE SPACE		BL	80 mm
MINIMUM WIDTH OF THE RIGHT SIDE SPACE		BR	80 mm
LENGTH OF THE DOOR TRACK		LP	Ho + 460 mm
LENGTH OF THE OPERATOR TRACK		LPN	3600 or 3900 mm

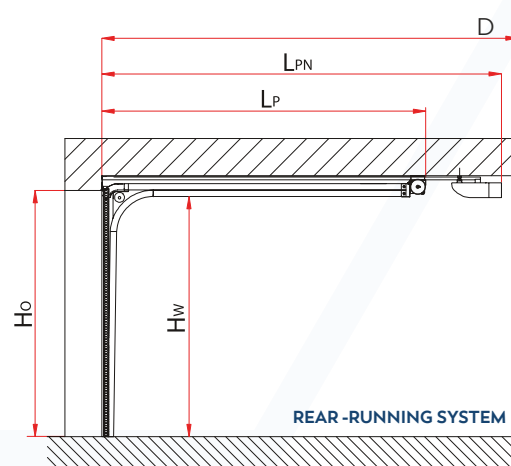


Ho - opening height
 So - opening width
 N - minimum required lintel height
 D - minimum room depth with free space under the ceiling
 BR - minimum width of the right side space
 BL - minimum width of the left side space

AS STANDARD



AT EXTRA COST



INDUSTRIAL SECTIONAL DOORS



INDUSTRIAL SECTIONAL DOORS

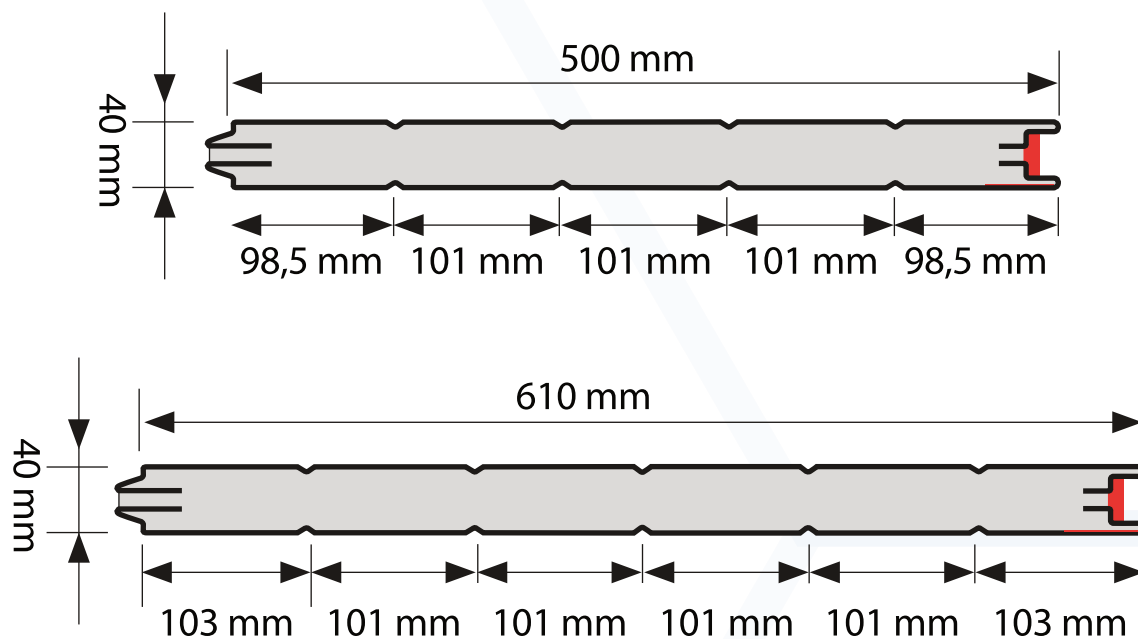
Industrial sectional doors are used in multi-family residential buildings, public buildings and industrial facilities. Due to their purpose and specific use, industrial doors can be fitted with windows, aluminium panels, ventilated panels or wicket doors. For convenience of use, industrial doors can be fitted with GfA Elektromaten and Beninca operators.

INDUSTRIAL SECTIONAL DOORS | ANATOMY

Standard equipment:

- Door leaf made of 40 mm thick panels filled with polyurethane foam made of galvanised steel sheet
- Load-bearing frame angles and guides made of 2 mm thick galvanised steel profiles
- Torsion springs at the front


Lock, handle, bracket, operator and bolt are added to the order on request.




INDUSTRIAL SECTIONAL DOORS | AVAILABLE STANDARD VARNISH RAL COLOURS




RAL
9010



RAL
9006




RAL
7016




RAL
8014

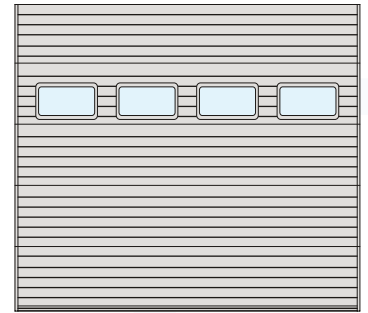
INDUSTRIAL SECTIONAL DOORS – EXAMPLES



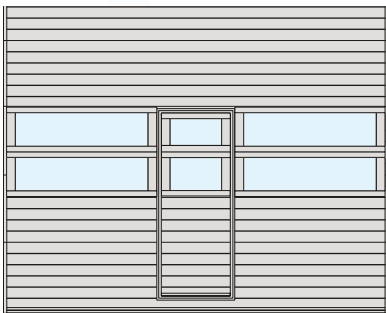
DOOR WITH NARROW
EMBOSSING




DOOR WITH WICKET DOOR



DOOR WITH WINDOWS




DOORS WITH WICKET DOORS AND PANELS WITH ALUMINIUM GLAZED SECTION



DOOR WITH ALUMINIUM GLAZED SECTION PANELS



DOOR WITH AIR VENT GRILLES



VENTILATED PANEL DOOR



INDUSTRIAL SECTIONAL DOORS – TYPES OF RUNNING SYSTEMS

INDUSTRIAL DOOR DIMENSIONING TABLE

	STANDARD RUNNING SYSTEM	STANDARD HIGH LIFT RUNNING SYSTEM	BOTTOM-RUNNING SYSTEM	INCLINED TRACK SYSTEM	INCLINED HIGH LIFT TRACK SYSTEM	VERTICAL LIFT WITH SHAFT AT THE LINTEL HEIGHT
Pp	+	+		+	+	
Pt			+			
Sw	So	So	So	So	So	So
Hw	Ho	Ho	Ho - 35 ¹ , Ho - 135 ²	Ho	Ho	Ho
N	420 mm	420 mm + N	200 mm [Nr] 300 mm [Na]	420 mm	420 mm + N	Ho + 300 mm
Br, Bl	80 mm	80 mm	80 mm	80 mm	80 mm	80 mm
B1	250 mm	250 mm	250 mm	250 mm	250 mm	250 mm
B2	350 mm	350 mm	350 mm	350 mm	350 mm	350 mm
D	Ho + 650 mm	Ho - N + 650 mm	Ho + 1100 mm	α	α	

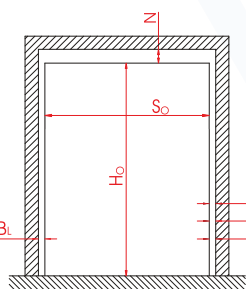
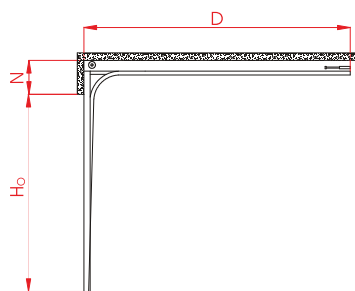
¹ for manual doors

² for automatic doors

- Pp - front running system, springs at the front of the door
- Pt - rear running system, springs at the back of the door
- So - opening width, order dimension
- Ho - opening height, order dimension
- Sw - entry clearance width
- Hw - entry clearance height
- N - minimum lintel height
- Nr - minimum height for manually operated doors

- NA - minimum height for automatic doors
- D - minimum room depth with free space under the ceiling
- Br - minimum width of the right side space
- Bl - minimum width of the left side space
- B1 - minimum width of side space for doors with traction hoist
- B2 - minimum width of side space for automatic doors
- α - roof pitch

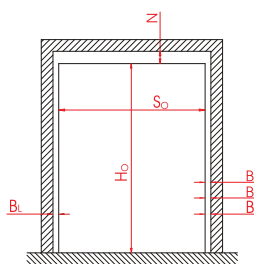
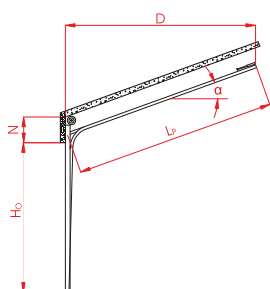
STANDARD RUNNING SYSTEM



VIEW FROM INSIDE



INCLINED TRACK SYSTEM

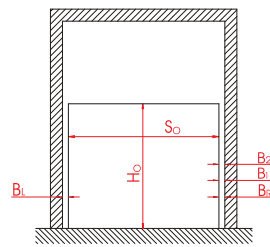
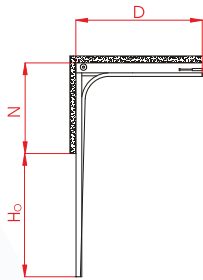


VIEW FROM INSIDE



INDUSTRIAL SECTIONAL DOORS – TYPES OF RUNNING SYSTEMS

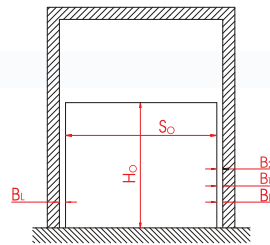
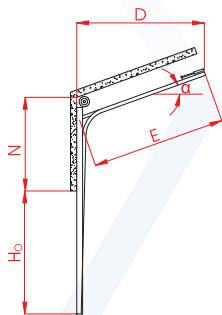
STANDARD HIGH LIFT RUNNING SYSTEM



VIEW FROM INSIDE



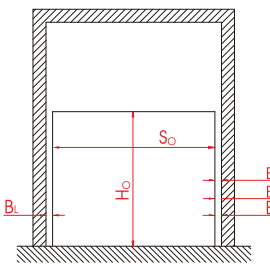
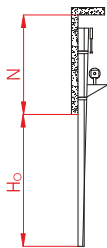
INCLINED HIGH LIFT TRACK SYSTEM



VIEW FROM INSIDE



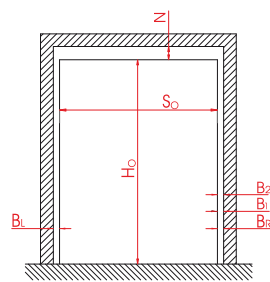
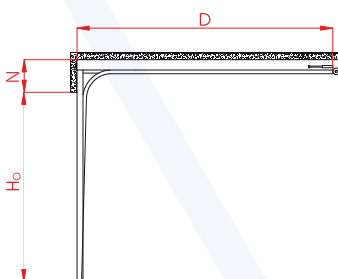
VERTICAL LIFT [SHAFT AT THE LINTEL HEIGHT]




VIEW FROM INSIDE



REAR BOTTOM-RUNNING SYSTEM



VIEW FROM INSIDE





The GfA Elektromaten's operator is mounted on an operator shaft, fixed to the lintel. Side locking using a micro switch (accessory table) can be used.

When ordering an operator that complies with the available guide dimension table, the ordered set includes:

GFA	OPERATOR TYPE		
	SE 5	SE 9	SE 14
DOOR SURFACE	up to 16 m ² So up to 5000 mm Ho up to 5000 mm	up to 26 m ²	over 26 m ²
STANDARD EQUIPMENT	<ul style="list-style-type: none"> ■ TS-970 CONTROL UNIT: UP-STOP-DOWN [AUTOMATIC] ■ 3N - 400 V POWER SUPPLY ■ ELECTRONIC LIMIT SWITCH ACCESSIBLE FROM OPERATOR LEVEL ■ OPTICAL SAFETY EDGE STRIP FOR THE BOTTOM EDGE OF THE DOOR: TRANSMITTER + RECEIVER ■ EMERGENCY MANUAL OVERRIDE TYPE SK WITH CHAIN 		

GFA ELECTROMATEN OPERATORS



DOOR CONTROLLER
TS-970

OPERATOR
GFA ELEKTROMATEN



A new addition to our product range are Beninca's Italian industrial door operators.

The Jack.24 model is characterised by:

- compact size (11 cm wide), which allows quick and easy installation even in limited space
- ideal for the automation of large doors (up to 35 m²) or when intensive use is required
- an encoder guarantees maximum safety and precision during door movements
- built-in STC system for precise torque management
- guaranteed operation even in the event of a power failure thanks to rechargeable batteries that can be perfectly integrated in the motor (2 rechargeable batteries 1.2 Ah)
- integrated battery charging card
- anti-crushing system with amperometric obstacle detection
- integrated quick release system for manual operation



JACK.24 AVAILABLE IN TWO VERSIONS:


BENINCA	OPERATOR TYPE	
	JACK24.50	JACK24.80
DOOR SURFACE	up to 20 m ²	up to 35 m ²
TORQUE	50 Nm	80 Nm

ACCESSORIES



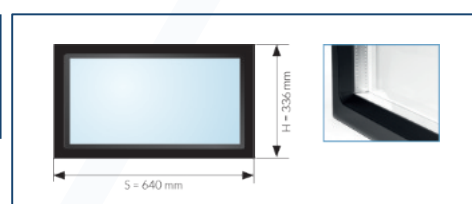
CHAIN TRANSMISSION

PVC AIR VENT GRILLE,
COLOURS: WHITE, GREY,
BROWN, BLACK



PANEL WITH ALUMINIUM SECTION

WINDOW IN PVC FRAME




INDUSTRIAL SECTIONAL DOORS – PRICE LIST

NET PRICES IN PLN		WIDTH IN MM										
		2500	2750	3000	3250	3500	3750	4000	4250	4500	4750	
HEIGHT IN MM	2500	WITHOUT OPERATOR	5,000	5,199	5,457	6,144	6,403	6,621	6,853	6,895	7,125	7,354
		GFA	8,700	8,899	9,157	9,844	10,103	10,321	10,553	10,595	10,825	11,054
		BENINCA	7,400	7,599	7,857	8,544	8,803	9,021	9,253	9,295	9,525	9,754
	2750	WITHOUT OPERATOR	5,241	5,425	5,717	6,416	6,738	6,889	7,136	7,280	7,528	7,687
		GFA	8,941	9,125	9,417	10,116	10,438	10,589	10,836	10,980	11,228	11,387
		BENINCA	7,641	7,825	8,117	8,816	9,138	9,289	9,536	9,680	9,928	10,087
	3000	WITHOUT OPERATOR	5,405	5,620	5,908	6,656	6,889	7,171	7,315	7,592	7,776	8,034
		GFA	9,105	9,320	9,608	10,356	10,589	10,871	11,015	11,292	11,476	11,734
		BENINCA	7,805	8,020	8,308	9,056	9,289	9,571	9,715	9,992	10,176	10,434
	3250	WITHOUT OPERATOR	5,755	5,948	6,306	7,014	7,324	7,550	7,836	8,017	8,234	8,516
		GFA	9,455	9,648	10,006	10,714	11,024	11,250	11,536	11,717	11,934	12,216
		BENINCA	8,155	8,348	8,706	9,414	9,724	9,950	10,236	10,417	10,634	10,916
	3500	WITHOUT OPERATOR	5,939	6,207	6,540	7,277	7,598	7,836	8,079	8,305	8,616	8,799
		GFA	9,639	9,907	10,240	10,977	11,298	11,536	11,779	12,005	12,316	12,699
		BENINCA	8,339	8,607	8,940	9,677	9,998	10,236	10,479	10,705	11,016	11,199
	3750	WITHOUT OPERATOR	6,338	6,596	7,017	7,732	8,244	8,449	8,651	8,969	9,202	9,507
		GFA	10,038	10,296	10,717	11,432	11,944	12,149	12,351	12,669	13,102	13,407
		BENINCA	8,738	8,996	9,417	10,132	10,644	10,849	11,051	11,369	11,602	11,907
	4000	WITHOUT OPERATOR	6,328	6,634	6,920	7,757	8,169	8,385	8,720	8,927	9,262	9,487
		GFA	10,028	10,334	10,620	11,457	11,869	12,085	12,420	12,827	13,162	13,387
		BENINCA	8,728	9,034	9,320	10,157	10,569	10,785	11,120	11,327	11,662	11,887
	4250	WITHOUT OPERATOR	6,693	6,776	7,215	8,047	8,343	8,700	8,916	9,267	9,686	9,918
		GFA	10,393	10,476	10,915	11,747	12,043	12,400	12,816	13,167	13,586	13,818
		BENINCA	9,093	9,176	9,615	10,447	10,743	11,100	11,316	11,667	12,086	12,518
	4500	WITHOUT OPERATOR	7,563	7,896	8,365	9,088	9,600	9,780	10,210	10,601	10,769	11,269
		GFA	11,263	11,596	12,065	12,788	13,300	13,680	14,110	14,501	14,669	15,169
		BENINCA	9,963	10,296	10,765	11,488	12,000	12,180	12,610	13,001	13,369	13,869
	4750	WITHOUT OPERATOR	7,987	8,340	9,090	9,764	10,101	10,550	10,961	11,214	11,626	11,897
		GFA	11,687	12,040	12,790	13,464	14,001	14,450	14,861	15,114	15,526	15,797
		BENINCA	10,387	10,740	11,490	12,164	12,501	12,950	13,361	13,814	14,226	14,497
5000	WITHOUT OPERATOR	8,936	9,518	9,681	10,027	10,573	11,335	11,407	11,686	12,197	12,379	
	GFA	12,636	13,218	13,381	13,927	14,473	15,235	15,307	15,586	16,097	16,279	
	BENINCA	11,336	11,918	12,081	12,427	12,973	13,735	13,807	14,286	14,797	14,979	

AVAILABLE COLOURS




RAL 9010



RAL 9006



RAL 7016



RAL 8014

RAL COLOURS PRICED INDIVIDUALLY

INDUSTRIAL SECTIONAL DOORS – PRICE LIST

WIDTH IN MM											NET PRICES IN PLN		HEIGHT IN MM
5000	5250	5500	5750	6000	6250	6500	6750	7000	7250	7500	WITHOUT OPERATOR	GFA	
8,986	9,153	9,384	9,515	9,756	9,898	10,133	10,273	10,416	10,571	10,791	WITHOUT OPERATOR		2500
12,686	12,853	13,084	13,215	13,456	13,598	14,033	14,173	14,316	14,471	14,691	GFA		
11,386	11,553	11,784	11,915	12,156	12,298	12,533	12,673	12,816	12,971	13,191	BENINCA		2750
9,458	9,728	9,768	10,014	10,171	10,446	10,603	10,861	11,033	11,361	11,452	WITHOUT OPERATOR		
13,158	13,428	13,468	13,714	14,071	14,346	14,503	14,761	14,933	15,261	15,352	GFA		3000
11,858	12,128	12,168	12,414	12,571	12,846	13,003	13,261	13,433	13,761	14,052	BENINCA		
9,796	9,979	10,136	10,431	10,593	10,740	11,037	11,177	11,537	11,701	11,905	WITHOUT OPERATOR		3250
13,496	13,679	14,036	14,331	14,493	14,640	14,937	15,077	15,437	15,601	15,805	GFA		
12,196	12,379	12,536	12,831	12,993	13,140	13,437	13,777	14,137	14,301	14,505	BENINCA		3500
10,560	10,883	11,067	11,422	11,551	11,971	12,098	12,302	12,649	13,020	15,033	WITHOUT OPERATOR		
14,460	14,783	14,967	15,322	15,451	15,871	15,998	16,202	16,549	16,920	18,933	GFA		3750
12,960	13,283	13,467	13,822	13,951	14,571	14,698	14,902	15,249	15,620	17,633	BENINCA		
11,068	11,263	11,631	11,981	12,155	12,351	12,692	12,875	13,248	13,462	14,105	WITHOUT OPERATOR		4000
14,968	15,163	15,531	15,881	16,055	16,251	16,592	16,775	17,148	17,362	18,605	GFA		
13,468	13,663	14,031	14,381	14,755	14,951	15,292	15,475	15,848	16,062	16,705	BENINCA		4250
12,130	12,488	12,655	12,888	13,250	13,610	13,842	14,219	14,594	14,828	16,266	WITHOUT OPERATOR		
16,030	16,388	16,555	16,788	17,150	17,510	17,742	18,119	19,094	19,328	20,766	GFA		4500
14,530	15,088	15,255	15,488	15,850	16,210	16,442	16,819	17,194	17,428	18,866	BENINCA		
12,311	12,697	12,861	13,040	13,491	13,655	14,043	14,286	14,673	14,917	16,492	WITHOUT OPERATOR		4750
16,211	16,597	16,761	16,940	17,391	17,555	17,943	18,786	19,173	19,417	20,992	GFA		
14,711	15,297	15,461	15,640	16,091	16,255	16,643	16,886	17,273	17,517	19,092	BENINCA		5000
12,550	12,950	13,203	13,600	14,015	14,174	14,684	15,103	15,150	16,340	16,842	WITHOUT OPERATOR		
16,450	16,850	17,103	17,500	17,915	18,674	19,184	19,603	19,650	20,840	21,342	GFA		5000
15,150	15,550	15,803	16,200	16,615	16,774	17,284	17,703	17,750	18,940	19,442	BENINCA		
14,241	14,668	14,852	15,285	15,560	15,993	16,268	17,559	17,726	17,982	18,377	WITHOUT OPERATOR		5000
18,141	18,568	18,752	19,185	20,060	20,493	20,768	22,059	22,226	22,482	22,877	GFA		
16,841	17,268	17,452	17,885	18,160	18,593	18,868	20,159	20,326	20,582	20,977	BENINCA		5000
15,391	15,896	16,335	16,519	16,705	17,768	18,061	18,476	18,769	19,310	19,477	WITHOUT OPERATOR		
19,291	19,796	20,835	21,019	21,205	22,268	22,561	22,976	23,269	23,810	23,977	GFA		5000
17,991	18,496	18,935	19,119	19,305	20,368	20,661	21,076	21,369	21,910	x	BENINCA		
15,712	16,194	16,661	17,410	17,622	18,143	18,447	18,874	19,179	19,730	19,909	WITHOUT OPERATOR		5000
19,612	20,694	21,161	21,910	22,122	22,643	22,947	23,374	23,679	24,230	24,409	GFA		
18,312	18,794	19,261	20,010	20,222	20,743	21,047	21,474	21,779	19,730	x	BENINCA		

AVAILABLE COLOURS



RAL COLOURS PRICED INDIVIDUALLY

DOORS AND ACCESSORIES – PRICE LIST

OPTIONAL EQUIPMENT	J.M.	CENA NETTO
WICKET DOOR (830 X 2210 MM PASSAGE WIDTH) WITH 140 MM THRESHOLD	SET	3,400.00,
WICKET DOOR (830 X 2210 MM PASSAGE WIDTH) WITH 28 MM THRESHOLD	SET	4,450.00
HANDLE WITH LOCK	SET	90.00
PVC AIR VENT GRILLE (EXT. DIM. 460 MM X 135 MM)	PCS	70.00
WINDOW (EXT. DIM. OF THE FRAME 640 MM X 336 MM)	PCS	180.00
PANELS OUTSIDE THE STANDARD COLLECTION	INDIVIDUAL PRICING	
ALUMINIUM GLAZED PANEL	M	750.00
HANDLE ON BOTH SIDES	PCS	25.00
LATCH/BOLT ADDITIONAL LOCKING FROM THE INSIDE	PCS	20.00
BOTTOM-RUNNING SYSTEM WITH SPRING AT THE REAR	PCS	305.00
SOMFY OPERATORS AND ACCESSORIES		
SOMFY DEXXO OPTIMO OPERATOR UP TO 10 M2 (1X 2-CHANNEL REMOTE CONTROL)	PCS	740.00
SOMFY DEXXO PRO OPERATOR UP TO 15 M2 (2X 2-CHANNEL REMOTE CONTROLS)	PCS	1,210.00
SOMFY DEXXO SMART 800 IO OPERATOR (2X KEYGO IO REMOTE CONTROLS)	PCS	1,300.00
SOMFY DEXXO SMART 1000 IO OPERATOR (2X KEYGO IO REMOTE CONTROLS)	PCS	1,700.00
SOMFY OPERATOR TRACK 2.9 UP TO A HEIGHT OF 2.4 M (CHAIN)	PCS	260.00
SOMFY OPERATOR TRACK 2.9 UP TO A HEIGHT OF 2.4 M (BELT)	PCS	440.00
SOMFY OPERATOR TRACK 3.5 UP TO A HEIGHT OF 3 M (CHAIN)	PCS	340.00
SOMFY OPERATOR TRACK 3.5 UP TO A HEIGHT OF 3 M (BELT)	PCS	490.00
SOMFY 2-CHANNEL REMOTE CONTROL	PCS	80.00
SOMFY 4-CHANNEL REMOTE CONTROL	PCS	135.00
SOMFY 4-CHANNEL REMOTE CONTROL KEYGO IO	PCS	190.00
MASTER PHOTOCELL	PCS	180.00
OPERATOR EMERGENCY DISCONNECTION BY AN INSERT	PCS	150.00
EMERGENCY POWER SUPPLY BATTERY	PCS	120.00
TAHOMA SWITCH PRO	PCS	1,300.00
TENPILOT OPERATORS AND ACCESSORIES		
ARC600N OPERATOR WITH 3-PART TRACK (UP TO 2.3 M)	PCS	650.00
ARC600N OPERATOR WITH 3-PART TRACK (UP TO 3.0 M)	PCS	700.00
UNIVERSAL 1000 SPEED OPERATOR WITH 3-PART TRACK (UP TO 2.4 M OR UP TO 3.75 M)	PCS	750.00
UNIVERSAL 1000 SPEED OPERATOR WITH 3-PART TRACK (UP TO 2.4 M OR UP TO 3.75 M)	PCS	800.00
TP14 4-CHANNEL REMOTE CONTROL WHITE	PCS	50.00
TP02 3-CHANNEL REMOTE CONTROL WITH FEEDBACK, BLACK	PCS	80.00
PHOTOCELL	PCS	120.00
BENINCA INDUSTRIAL DOOR OPERATORS		
JACK24.50 UP TO 20 M2	PCS	2,200.00
JACK24.50 UP TO 35 M2	PCS	2,600.00
GFA INDUSTRIAL DOOR OPERATORS AND ACCESSORIES		
GFASE 5 OPERATOR	PCS	3,700.00
GFASE 9 OPERATOR	PCS	3,900.00
GFASE 14 OPERATOR	PCS	4,500.00
2-CHANNEL REMOTE CONTROL	PCS	60.00
4-CHANNEL REMOTE CONTROL	PCS	90.00
RADIO RECEIVER	PCS	115.00
SPECIFICALLY DESIGNED FOR INDUSTRIAL DOORS		
CHAIN TRANSMISSION	PCS	420.00
INCLINED , VERTICAL, HIGH LIFT TRACK SYSTEM	INDIVIDUAL PRICING	
PREPARATION FOR OPERATOR INSTALLATION [ONLY FOR INDUSTRIAL DOORS]	PCS	545.00
SPECIFICALLY DESIGNED FOR FENCE GATES		
BENINCA OPERATORS FOR DOUBLE-LEAF FENCE GATES UP TO 2.1 M	PCS	2,750.00
BENINCA OPERATORS FOR SLIDING FENCE GATES UP TO 400 KG	PCS	1,650.00
BENINCA OPERATORS FOR SLIDING FENCE GATES UP TO 500 KG	PCS	1,950.00

ALUMINIUM JOINERY



ALUMINIUM JOINERY

Aluminium is ideal for the construction of spatial structures, both interior and exterior, which are extremely functional, lightweight, durable and resistant to external factors. Combined with glass, they give the building character and a modern look.

Stalprodukt-Zamość manufactures a wide range of aluminium joinery, including:

- doors (including automatic doors, HS-type sliding doors, escape doors, automatic smoke venting doors, fresh air doors)
- Aluprof system fire doors MB 60EI, 78EI, 86EI, 118EI
- windows
- partition walls, partitions, office cubicles
- façades
- windbreaks
- conservatories
- pergolas.

We handle both projects and individual customer enquiries.



We offer support from counselling through valuation and design up to and including installation.

In our implementations, we use aluminium systems from well-known and respected manufacturers, Procural and Aluprof.



ALUPROF SYSTEMS

Aluprof SA is a member of Grupa Kęty SA Capital Group. The company is one of the leading manufacturers of aluminium systems in Europe. Aluprof aluminium systems allow the construction of many different types of windows and doors, depending on the scope of application and specific requirements regarding functionality, aesthetics, thermal insulation, burglary resistance, smoke tightness or fire resistance.

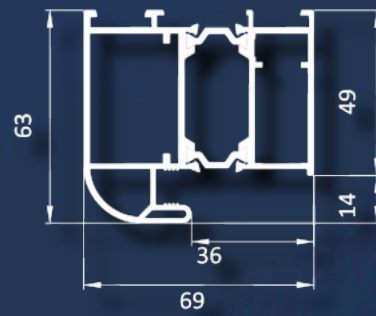




PROCURAL SYSTEMS

Procural is a manufacturer and one of the largest suppliers of aluminium systems in the world. The systems produced by Procural have the necessary approvals for use in the construction industry, and the Procural Group's paintshops and anodising facilities are among the largest in Europe. They hold Qualicoat quality certificates for powder coating and Qualanod for anodising.



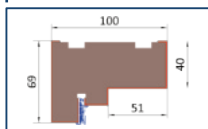
TECHNICAL INFORMATION



TECHNICAL INFORMATION – DOOR FRAME MODELS AND SIZES

DOOR FRAMES FOR 101 MM THICK DOORS | MASTER THERM

STEEL & WOOD

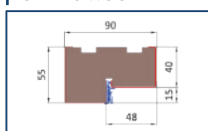


SZEROKOŚĆ	LEAF HEIGHT AT REBATE Hw [mm]	LEAF WIDTH AT REBATE Sw [mm]	CLEAR FRAME HEIGHT Hp [mm] *	CLEAR FRAME WIDTH Sp [mm]	FRAME HEIGHT WITH FINISHED FLOOR	TOTAL FRAME WIDTH
					STEEL & WOOD	
					Ho = Hc	So = Sc
80E	2021	849	2001	801	2090	940
INSTALLATION OPENING SIZE					2100	960
90E	2021	949	2001	901	2090	1040
INSTALLATION OPENING SIZE					2100	1060
100E	2021	1049	2001	1001	2090	1140
INSTALLATION OPENING SIZE					2100	1160

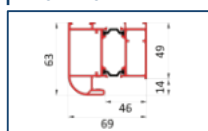
* clear height of the frame is given for the dedicated thresholds for each frame: steel for steel frames, aluminium for steel & wood and aluminium frames

DOOR FRAMES FOR 72 MM THICK DOORS | ECOTHERM

STEEL & WOOD



ALUMINIUM



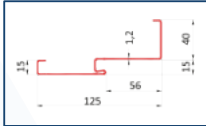
SZEROKOŚĆ	LEAF HEIGHT AT REBATE Hw [mm]	LEAF WIDTH AT REBATE Sw [mm]	CLEAR FRAME HEIGHT Hp [mm] *	CLEAR FRAME WIDTH Sp [mm]	FRAME HEIGHT WITH FINISHED FLOOR		TOTAL FRAME WIDTH	
					STEEL & WOOD	ALUMINIUM	STEEL & WOOD	ALUMINIUM
					Ho=Hc	Ho=Hc	So=Sc	So=Sc
80N	2012	785	2005	764	2085	2090	884	893
INSTALLATION OPENING SIZE					2095	2100	905	915
80 E	2024	821	2005	801	2085	2090	921	930
INSTALLATION OPENING SIZE					2095	2100	940	950
90 N	2012	885	2005	864	2085	2090	984	993
INSTALLATION OPENING SIZE					2095	2100	1005	1015
90 E	2024	921	2005	901	2085	2090	1021	1030
INSTALLATION OPENING SIZE					2095	2100	1040	1050
100 N	2012	985	2005	964	2085	2090	1084	1093
INSTALLATION OPENING SIZE					2095	2100	1105	1115
100 E	2024	1021	2005	1001	2085	2090	1121	1130
INSTALLATION OPENING SIZE					2095	2100	1140	1150

* clear height of the frame is given for the dedicated thresholds for each frame: steel for steel frames, aluminium for steel & wood and aluminium frames

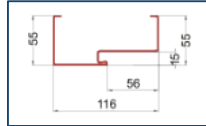
TECHNICAL INFORMATION – DOOR FRAME MODELS AND SIZES

DOOR FRAMES FOR 85 MM THICK DOORS

FD-25/12



FD-25/21/B



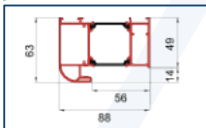
SZEROKOŚĆ	LEAF HEIGHT AT REBATE Hw [mm]	LEAF WIDTH AT REBATE Sw [mm]	CLEAR FRAME HEIGHT Hp [mm] *	CLEAR FRAME WIDTH Sp [mm]	FRAME HEIGHT WITH FINISHED FLOOR		TOTAL FRAME WIDTH							
					FD-25/12	FD-25/21/B	FD-25/12		FD-25/21/B					
					A STEEL THRESHOLD IS DEDICATED TO THE FRAMES									
Ho	Hc	Ho=Hc	So **	Sc	So=Sc									
80N	2024	785	2002	764	2040	2080	2080	794	874	874				
INSTALLATION OPENING SIZE					2050		2090	815		885				
80 E	2024	821	2002	801	2040	2080	2080	831	911	911				
INSTALLATION OPENING SIZE					2050		2090	850		930				
90 N	2024	885	2002	864	2040	2080	2080	894	974	974				
INSTALLATION OPENING SIZE					2050		2090	915		995				
90 E	2024	921	2002	901	2040	2080	2080	931	1011	1011				
INSTALLATION OPENING SIZE					2050		2090	950		1030				

If the hinge cup and lock hole cover do not fit in the wall opening clearance, a cut-out is required.

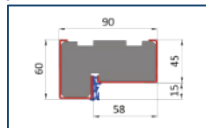
* clear height of the frame is given for the dedicated thresholds for each frame: steel for steel frames, aluminium for steel & wood and aluminium frames

** if the frame width does not include the hinge cup and the cover for the locking holes, a spot cut-out is required

ALUMINIUM



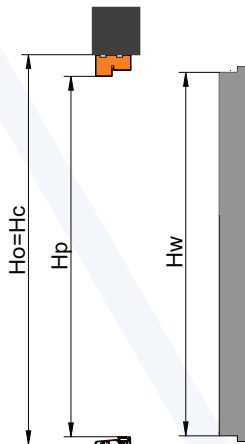
STEEL & WOOD



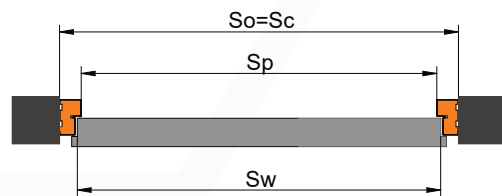
SZEROKOŚĆ	LEAF HEIGHT AT REBATE Hw [mm]	LEAF WIDTH AT REBATE Sw [mm]	CLEAR FRAME HEIGHT Hp [mm] *	CLEAR FRAME WIDTH Sp [mm]	FRAME HEIGHT WITH FINISHED FLOOR		TOTAL FRAME WIDTH							
					ALUMINIUM	STEEL & WOOD	ALUMINIUM	STEEL & WOOD						
					A THRESHOLD WITH THERMAL BREAK IS DEDICATED TO THE FRAMES									
Ho=Hc	Ho=Hc	So=Sc	So=Sc											
80N	2024	785	2005	764	2090	2085	893	884						
INSTALLATION OPENING SIZE					2100		2095	915		905				
80 E	2024	821	2005	801	2090	2085	930	921						
INSTALLATION OPENING SIZE					2100		2095	950		940				
90 N	2024	885	2005	864	2090	2085	993	984						
INSTALLATION OPENING SIZE					2100		2095	1015		1005				
90 E	2024	921	2005	901	2090	2085	1030	1021						
INSTALLATION OPENING SIZE					2100		2095	1050		1040				

If the hinge cup and lock hole cover do not fit in the wall opening clearance, a cut-out is required.

* clear height of the frame is given for the dedicated thresholds for each frame: steel for steel frames, aluminium for steel & wood and aluminium frames



Ho [mm] - frame height in the installation opening clearance
 Hp [mm] - clear frame height
 Hc [mm] - total frame height
 Hw [mm] - leaf height at the rebate
 So [mm] - frame width in the installation opening clearance
 Sp [mm] - clear frame width
 Sc [mm] - total frame width
 Sw [mm] - leaf width at the rebate



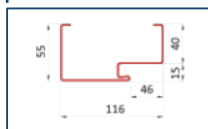
TECHNICAL INFORMATION – DOOR FRAME MODELS AND SIZES

DOOR FRAMES FOR 72 MM THICK DOORS

FD-25/12



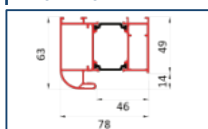
FD-21/B | FD-25/21/B



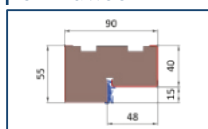
SZEROKOŚĆ	LEAF HEIGHT AT REBATE Hw [mm]	LEAF WIDTH AT REBATE Sw [mm]	CLEAR FRAME HEIGHT Hp [mm] *	CLEAR FRAME WIDTH Sp [mm]	FRAME HEIGHT WITH FINISHED FLOOR		TOTAL FRAME WIDTH			
					FD-25/12	FD-21/B FD-25/21/B	FD-25/12		FD-21/B FD-25/21/B	
					A STEEL THRESHOLD IS DEDICATED TO THE FRAMES					
					Ho	Hc	Ho=Hc			
80N	2024	785	2002	764	2040	2080	2080	794	874	874
INSTALLATION OPENING SIZE					2050		2090	815		885
80 E	2024	821	2002	801	2040	2080	2080	831	911	911
INSTALLATION OPENING SIZE					2050		2090	850		930
90 N	2024	885	2002	864	2040	2080	2080	894	974	974
INSTALLATION OPENING SIZE					2050		2090	915		995
90 E	2024	921	2002	901	2040	2080	2080	931	1011	1011
INSTALLATION OPENING SIZE					2050		2090	950		1030
100 N	2024	985	2002	964	2040	2080	2080	994	1074	1074
INSTALLATION OPENING SIZE					2050		2090	1015		1095
100 E	2024	1021	2002	1001	2040	2080	2080	1031	1111	1111
INSTALLATION OPENING SIZE					2050		2090	1050		1130

If the hinge cup and lock hole cover do not fit in the wall opening clearance, a cut-out is required.
 * clear height of the frame is given for the dedicated thresholds for each frame: steel for steel frames, aluminium for steel & wood and aluminium frames
 ** if the frame width does not include the hinge cup and the cover for the locking holes, a spot cut-out is required

ALUMINIUM



STEEL & WOOD



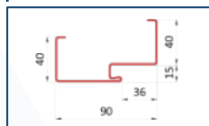
SZEROKOŚĆ	LEAF HEIGHT AT REBATE Hw [mm]	LEAF WIDTH AT REBATE Sw [mm]	CLEAR FRAME HEIGHT Hp [mm] *	CLEAR FRAME WIDTH Sp [mm]	FRAME HEIGHT WITH FINISHED FLOOR		TOTAL FRAME WIDTH		
					ALUMINIUM	STEEL & WOOD	ALUMINIUM	STEEL & WOOD	
					A THRESHOLD WITH THERMAL BREAK IS DEDICATED TO THE FRAMES				Ho=Hc
80N	2024	785	2005	764	2090	2085	893	884	
INSTALLATION OPENING SIZE					2100		2095	915	905
80 E	2024	821	2005	801	2090	2085	930	921	
INSTALLATION OPENING SIZE					2100		2095	950	940
90 N	2024	885	2005	864	2090	2085	993	984	
INSTALLATION OPENING SIZE					2100		2095	1015	1005
90 E	2024	921	2005	901	2090	2085	1030	1021	
INSTALLATION OPENING SIZE					2100		2095	1050	1040
100 N	2024	985	2005	964	2090	2085	1093	1084	
INSTALLATION OPENING SIZE					2100		2095	1115	1105
100 E	2024	1021	2005	1001	2090	2085	1130	1121	
INSTALLATION OPENING SIZE					2100		2095	1150	1140

If the hinge cup and lock hole cover do not fit in the wall opening clearance, a cut-out is required.
 * clear height of the frame is given for the dedicated thresholds for each frame: steel for steel frames, aluminium for steel & wood and aluminium frames

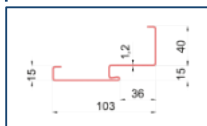
TECHNICAL INFORMATION – DOOR FRAME MODELS AND SIZES

DOOR FRAMES FOR 55 MM THICK DOORS

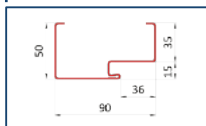
FD-21/C | FD-25/21/C



FD-25/12



FD-21/B | FD-25/21/B




SZEROKOŚĆ	LEAF HEIGHT AT REBATE Hw [mm]	LEAF WIDTH AT REBATE Sw [mm]	CLEAR FRAME HEIGHT Hp [mm] *	CLEAR FRAME WIDTH Sp [mm]	FRAME HEIGHT WITH FINISHED FLOOR		TOTAL FRAME WIDTH							
					FD-21/C FD-25/21/C	FD-25/12	FD-21/B FD-25/21/B	FD-21/C FD-25/21/C	FD-25/12		FD-21/B FD-25/21/B			
					A STEEL THRESHOLD IS DEDICATED TO THE FRAMES									
Ho	Hc	Ho	Hc	Ho=Hc	So **	Sc	So **	Sc	So=Sc					
80N	2024	785	2002	764	2065	2080	2040	2080	2075	844	874	794	874	864
INSTALLATION OPENING SIZE					2075		2050		2085	865		815		885
80E	2024	821	2002	801	2065	2080	2040	2080	2075	881	911	831	911	901
INSTALLATION OPENING SIZE					2075		2050		2085	900		850		920
90N	2024	885	2002	864	2065	2080	2040	2080	2075	944	974	894	974	964
INSTALLATION OPENING SIZE					2075		2050		2085	965		915		985
90E	2024	921	2002	901	2065	2080	2040	2080	2075	981	1011	931	1011	1001
INSTALLATION OPENING SIZE					2075		2050		2085	1000		950		1020
100N	2024	985	2002	964	2065	2080	2040	2080	2075	1044	1074	994	1074	1064
INSTALLATION OPENING SIZE					2075		2050		2085	1065		1015		1085
100E	2024	1021	2002	1001	2065	2080	2040	2080	2075	1081	1111	1031	1111	1101
INSTALLATION OPENING SIZE					2075		2050		2085	1100		1050		1120

If the hinge cup and lock hole cover do not fit in the wall opening clearance, a cut-out is required.

* clear height of the frame is given for the dedicated thresholds for each frame: steel for steel frames, aluminium for steel & wood and aluminium frames

** if the frame width does not include the hinge cup and the cover for the locking holes, a spot cut-out is required

STEEL & WOOD



SZEROKOŚĆ	LEAF HEIGHT AT REBATE Hw [mm]	LEAF WIDTH AT REBATE Sw [mm]	CLEAR FRAME HEIGHT Hp [mm] *	CLEAR FRAME WIDTH Sp [mm]	FRAME HEIGHT WITH FINISHED FLOOR	TOTAL FRAME WIDTH	
					STEEL & WOOD		STEEL & WOOD
					A THRESHOLD WITH THERMAL BREAK IS DEDICATED TO THE FRAMES		
Ho=Hc	So=Sc						
80N	2024	785	2005	764	2080	874	
INSTALLATION OPENING SIZE					2090	895	
80E	2024	821	2005	801	2080	911	
INSTALLATION OPENING SIZE					2090	930	
90N	2024	885	2005	864	2080	974	
INSTALLATION OPENING SIZE					2090	995	
90E	2024	921	2005	901	2080	1011	
INSTALLATION OPENING SIZE					2090	1030	
100N	2024	985	2005	964	2080	1074	
INSTALLATION OPENING SIZE					2090	1095	
100E	2024	1021	2005	1001	2080	1111	
INSTALLATION OPENING SIZE					2090	1130	

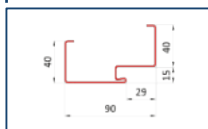
If the hinge cup and lock hole cover do not fit in the wall opening clearance, a cut-out is required.

* clear height of the frame is given for the dedicated thresholds for each frame: steel for steel frames, aluminium for steel & wood and aluminium frames

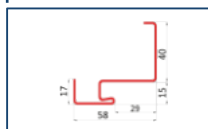
TECHNICAL INFORMATION – DOOR FRAME MODELS AND SIZES

DOOR FRAMES FOR 40 MM THICK DOORS

FD-21/C



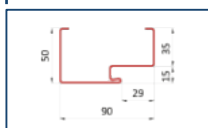
FD-21/N



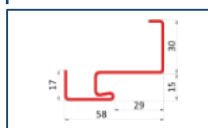
SZEROKOŚĆ	LEAF HEIGHT AT REBATE Hw [mm]	LEAF WIDTH AT REBATE Sw [mm]	CLEAR FRAME HEIGHT Hp [mm] *	CLEAR FRAME WIDTH Sp [mm]	FRAME HEIGHT WITH FINISHED FLOOR				TOTAL FRAME WIDTH			
					FD-21/C		FD-21/N		FD-21/C		FD-21/N	
					Ho	Hc	Ho	Hc	So **	Sc	So **	Sc
60	2014	616	1992	595	2055	2070	2032	2070	675	705	629	705
INSTALLATION OPENING SIZE					2065		2045		695		650	
70	2014	716	1992	695	2055	2070	2032	2070	775	805	729	805
INSTALLATION OPENING SIZE					2065		2045		795		750	
80	2014	816	1992	795	2055	2070	2032	2070	875	905	829	905
INSTALLATION OPENING SIZE					2065		2045		895		850	
80 E	2014	827	2002	805	2065	2080	2042	2080	885	915	839	915
INSTALLATION OPENING SIZE					2075		2055		905		860	
90	2014	916	1992	895	2055	2070	2032	2070	975	1005	929	1005
INSTALLATION OPENING SIZE					2065		2045		995		950	
90 E	2014	927	2002	905	2065	2080	2042	2080	985	1015	939	1015
INSTALLATION OPENING SIZE					2075		2055		1005		960	
100	2014	1016	1992	995	2055	2070	2032	2070	1075	1105	1029	1105
INSTALLATION OPENING SIZE					2065		2045		1095		1050	
100 E	2014	1027	2002	1005	2065	2080	2042	2080	1085	1115	1039	1115
INSTALLATION OPENING SIZE					2075		2055		1105		1060	

If the hinge cup and lock hole cover do not fit in the wall opening clearance, a cut-out is required.
 * clear height of the frame is given for the dedicated thresholds for each frame: steel for steel frames, aluminium for steel & wood and aluminium frames
 ** if the frame width does not include the hinge cup and the cover for the locking holes, a spot cut-out is required

FD-21/B



FD-25/21/N/O



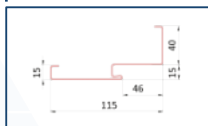
SZEROKOŚĆ	LEAF HEIGHT AT REBATE Hw [mm]	LEAF WIDTH AT REBATE Sw [mm]	CLEAR FRAME HEIGHT Hp [mm] *	CLEAR FRAME WIDTH Sp [mm]	FRAME HEIGHT WITH FINISHED FLOOR			TOTAL FRAME WIDTH		
					FD-21/B	FD-25/21/N/O		FD-21/B	Fd-25/21/N/O	
					Ho=Hc	Ho	Hc	So=Sc	So **	Sc
60	2014	616	1992	595	2065	2032	2060	695	629	685
INSTALLATION OPENING SIZE					2075	2045		715	650	
70	2014	716	1992	695	2065	2032	2060	795	729	785
INSTALLATION OPENING SIZE					2075	2045		815	750	
80	2014	816	1992	795	2065	2032	2060	895	829	885
INSTALLATION OPENING SIZE					2075	2045		915	850	
80 E	2014	827	2002	805	2075	2042	2070	905	839	895
INSTALLATION OPENING SIZE					2085	2055		925	860	
90	2014	916	1992	895	2065	2032	2060	995	929	985
INSTALLATION OPENING SIZE					2075	2045		1015	950	
90 E	2014	927	2002	905	2075	2042	2070	1005	939	995
INSTALLATION OPENING SIZE					2085	2055		1025	960	
100	2014	1016	1992	995	2065	2032	2060	1095	1029	1085
INSTALLATION OPENING SIZE					2075	2045		1115	1050	
100 E	2014	1027	2002	1005	2075	2042	2070	1105	1039	1095
INSTALLATION OPENING SIZE					2085	2055		1125	1060	

If the hinge cup and lock hole cover do not fit in the wall opening clearance, a cut-out is required.
 * clear height of the frame is given for the dedicated thresholds for each frame: steel for steel frames, aluminium for steel & wood and aluminium frames
 ** if the frame width does not include the hinge cup and the cover for the locking holes, a spot cut-out is required

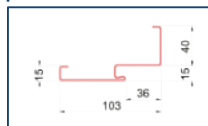
TECHNICAL INFORMATION – DOOR FRAME MODELS AND SIZES

DOOR FRAMES WITH MOULDING FOR 72 MM AND 55 MM THICK DOORS

FD-25/12
for 72 mm thick doors



FD-25/12
for 55 mm thick doors



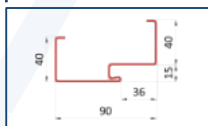
SZEROKOŚĆ	LEAF HEIGHT AT REBATE Hw [mm]	LEAF WIDTH AT REBATE Sw [mm]	CLEAR FRAME HEIGHT Hp [mm] *	CLEAR FRAME WIDTH Sp [mm]	FRAME HEIGHT WITH FINISHED FLOOR		TOTAL FRAME WIDTH	
					FD-25/12	FD-25/12	FD-25/12	FD-25/12
					Ho	Hc	So **	Sc
80N	2024	785	2002	764	2040	2080	794	874
INSTALLATION OPENING SIZE					2060		835	
80E	2024	821	2002	801	2040	2080	831	911
INSTALLATION OPENING SIZE					2060		870	
90N	2024	885	2002	864	2040	2080	894	974
INSTALLATION OPENING SIZE					2060		935	
90E	2024	921	2002	901	2040	2080	931	1011
INSTALLATION OPENING SIZE					2060		970	
100N	2024	985	2002	964	2040	2080	994	1074
INSTALLATION OPENING SIZE					2060		1035	
100E	2024	1021	2002	1001	2040	2080	1031	1111
INSTALLATION OPENING SIZE					2060		1070	

If the hinge cup and lock hole cover do not fit in the wall opening clearance, a cut-out is required.
* clear height of the frame is given for the dedicated thresholds for each frame: steel for steel frames, aluminium for steel & wood and aluminium frames

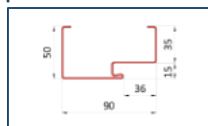
** if the frame width does not include the hinge cup and the cover for the locking holes, a spot cut-out is required

DOOR FRAMES FOR DOORS SENATOR E, HETMAN 55, BATORY 55, MOZART, AMADEO, VERDI

FD-21/C | FD-25/21/C



FD-21/B | FD-25/21/C



Attention!
Batory doors are mounted using mortar.
On the steel and wood frame we can make Senator E doors only

SZEROKOŚĆ	LEAF HEIGHT AT REBATE Hw [mm]	LEAF WIDTH AT REBATE Sw [mm]	CLEAR FRAME HEIGHT Hp [mm] *	CLEAR FRAME WIDTH Sp [mm]	FRAME HEIGHT WITH FINISHED FLOOR			TOTAL FRAME WIDTH		
					FD-21/C FD-25/21/C		FD-21/B FD-25/21/B	FD-21/C FD-25/21/C		FD-21/B FD-25/21/B
					Ho	Hc	Ho = Hc	So	Sc	So = Sc
80N	2024	785	2002	764	2065	2080	2075	844	874	864
INSTALLATION OPENING SIZE					2075		2085	865		885
80E	2024	821	2002	801	2065	2080	2075	881	911	901
INSTALLATION OPENING SIZE					2075		2085	900		920
90N	2024	885	2002	864	2065	2080	2075	944	974	964
INSTALLATION OPENING SIZE					2075		2085	965		985
90E	2024	921	2002	901	2065	2080	2075	981	1011	1001
INSTALLATION OPENING SIZE					2075		2085	1000		1020
100N	2024	985	2002	964	2065	2080	2075	1041	1074	1064
INSTALLATION OPENING SIZE					2075		2085	1065		1085
100E	2024	1021	2002	1001	2065	2080	2075	1081	1111	1101
INSTALLATION OPENING SIZE					2075		2085	1100		1120

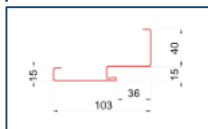
If the hinge cup and lock hole cover do not fit in the wall opening clearance, a cut-out is required.
* clear height of the frame is given for the dedicated thresholds for each frame: steel for steel frames, aluminium for steel & wood and aluminium frames

** if the frame width does not include the hinge cup and the cover for the locking holes, a spot cut-out is required

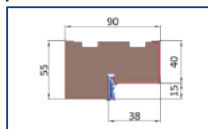
TECHNICAL INFORMATION – DOOR FRAME MODELS AND SIZES

DOOR FRAMES FOR DOORS SENATOR E, HETMAN 55, BATORY 55, MOZART, AMADEO, VERDI

FD-25/12



STEEL & WOOD

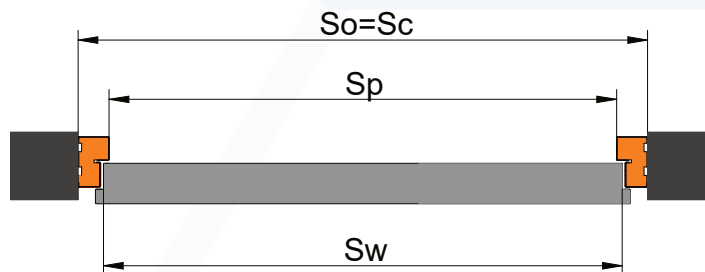
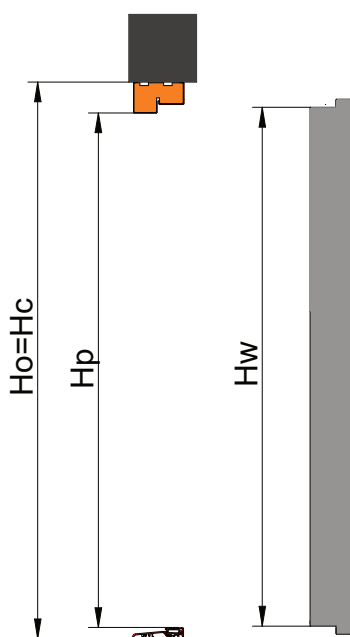


Attention!
Batory doors are mounted using mortar.
On the steel and wood frame we can make Senator E doors only

SENATOR E, HETMAN 55, BATORY 55, MOZART, AMADEO, VERDI: FD-25/12 DOOR FRAME
SENATOR E; STEEL & WOOD FRAME

SZEROKOŚĆ	LEAF HEIGHT AT REBATE Hw [mm]	LEAF WIDTH AT REBATE Sw [mm]	CLEAR FRAME HEIGHT Hp [mm] *	CLEAR FRAME WIDTH Sp [mm]	FRAME HEIGHT WITH FINISHED FLOOR			TOTAL FRAME WIDTH		
					FD-25/12		STEEL & WOOD SENATOR E	FD-25/12		STEEL & WOOD SENATOR E
					Ho	Hc	Ho = Hc	So **	Sc	So = Sc
80N	2024	785	2002	764	2040	2080	2080	794	874	874
INSTALLATION OPENING SIZE					2050		2090	815		895
80E	2024	821	2002	801	2040	2080	2080	831	911	911
INSTALLATION OPENING SIZE					2050		2090	850		930
90N	2024	885	2002	864	2040	2080	2080	894	974	974
INSTALLATION OPENING SIZE					2050		2090	915		995
90E	2024	921	2002	901	2040	2080	2080	931	1011	1011
INSTALLATION OPENING SIZE					2050		2090	950		1030
100N	2024	985	2002	964	2040	2080	2080	994	1074	1074
INSTALLATION OPENING SIZE					2050		2090	1015		1095
100E	2024	1021	2002	1001	2040	2080	2080	1031	1111	1111
INSTALLATION OPENING SIZE					2050		2090	1050		1130

If the hinge cup and lock hole cover do not fit in the wall opening clearance, a cut-out is required.
* clear height of the frame is given for the dedicated thresholds for each frame: steel for steel frames, aluminium for steel & wood and aluminium frames
** if the frame width does not include the hinge cup and the cover for the locking holes, a spot cut-out is required

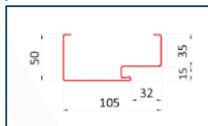


Ho [mm] - frame height in the installation opening clearance
Hp [mm] - clear frame height
Hc [mm] - total frame height
Hw [mm] - leaf height at the rebate
So [mm] - frame width in the installation opening clearance
Sp [mm] - clear frame width
Sc [mm] - total frame width
Sw [mm] - leaf width at the rebate

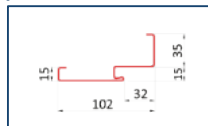
TECHNICAL INFORMATION – DOOR FRAME MODELS AND SIZES

DOOR FRAMES FOR HETMAN 47 AND BATORY 47 DOORS folding door frames for interior security doors

FD-25/1/U



FD-25/16/U



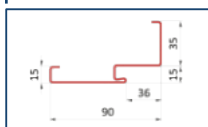
Attention!
Batory doors are mounted using mortar.
On the steel and wood frame we can make Senator E doors only

SZEROKOŚĆ	LEAF HEIGHT AT REBATE Hw [mm]	LEAF WIDTH AT REBATE Sw [mm]	CLEAR FRAME HEIGHT Hp [mm] *	CLEAR FRAME WIDTH Sp [mm]	FRAME HEIGHT WITH FINISHED FLOOR		TOTAL FRAME WIDTH				
					FD-25/16/U		FD-25/21/U		FD-25/16/U		FD-25/21/U
					Ho	Hc	Ho = Hc	So **	Sc	So = Sc	
80N	2014	785	1992	764	2030	2065	2065	794	864	864	
INSTALLATION OPENING SIZE					2040		2075	815		885	
80E	2024	821	2002	801	2040	2075	2075	835	905	905	
INSTALLATION OPENING SIZE					2050		2085	855		925	
90N	2014	885	1992	864	2030	2065	2065	887	957	957	
INSTALLATION OPENING SIZE					2040		2075	910		980	
90E	2024	921	2002	901	2040	2075	2075	935	1005	1005	
INSTALLATION OPENING SIZE					2050		2085	955		1025	
100E	2024	1021	2002	1001	2040	2075	2075	1035	1105	1105	
INSTALLATION OPENING SIZE					2050		2085	1055		1125	

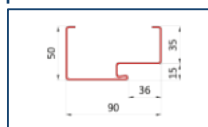
If the hinge cup and lock hole cover do not fit in the wall opening clearance, a cut-out is required.
* clear height of the frame is given for the dedicated thresholds for each frame: steel for steel frames, aluminium for steel & wood and aluminium frames
** if the frame width does not include the hinge cup and the cover for the locking holes, a spot cut-out is required

DOOR FRAMES FOR SPARK 1 AND SPARK 2 DOORS

FD-25/12



FD-21/B | FD-25/21/B



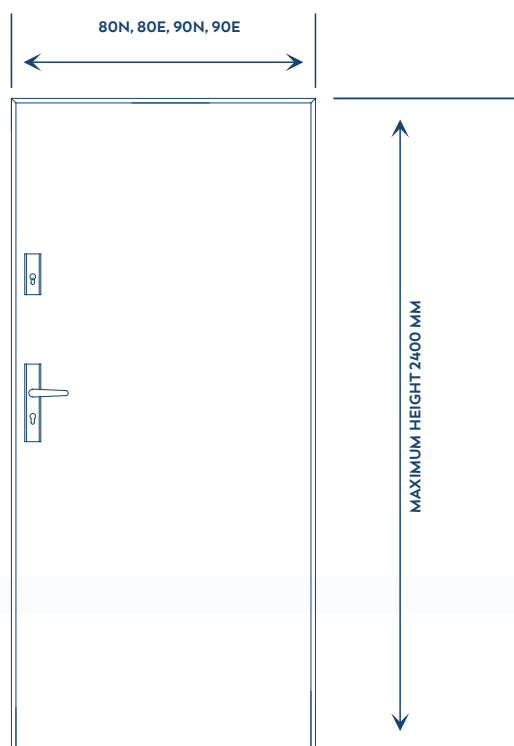
Attention!
Spark 1 and Spark 2 doors are mounted using mortar

SZEROKOŚĆ	LEAF HEIGHT AT REBATE Hw [mm]	LEAF WIDTH AT REBATE Sw [mm]	CLEAR FRAME HEIGHT Hp [mm] *	CLEAR FRAME WIDTH Sp [mm]	FRAME HEIGHT WITH FINISHED FLOOR		TOTAL FRAME WIDTH				
					FD-25/12		FD-21/B FD-25/21/B		FD-25/12		FD-21/B FD-25/21/B
					Ho	Hc	Ho = Hc	So **	Sc	So = Sc	
80E	2024	821	2002	801	2037	2072	2072	831	901	901	
INSTALLATION OPENING SIZE					2050		2085	850		920	
90E	2024	921	2002	901	2037	2072	2072	931	1001	1001	
INSTALLATION OPENING SIZE					2050		2085	950		1020	
100E	2024	1021	2002	1001	2037	2072	2072	1031	1101	1101	
INSTALLATION OPENING SIZE					2050		2085	1050		1120	


If the hinge cup and lock hole cover do not fit in the wall opening clearance, a cut-out is required.
* clear height of the frame is given for the dedicated thresholds for each frame: steel for steel frames, aluminium for steel & wood and aluminium frames
** if the frame width does not include the hinge cup and the cover for the locking holes, a spot cut-out is required

EXTERIOR DOORS - NON-STANDARD SIZES - HIGHER 72 MM DOORS

AVAILABLE SIZES



AVAILABLE COLOURS



PRICING METHOD:

PRICE OF SINGLE LEAF DOOR WITH STEEL FRAME

- + EXTRA CHARGE FOR NON-STANDARD SIZE (DESIGN MODIFICATION) PLN 650.00 NET
- + EXTRA CHARGE FOR ALUMINIUM FRAME PLN 1090.00 NET
- + EXTRA CHARGE FOR RECOMMENDED ALUMINIUM THRESHOLD WITH THERMAL BREAK PLN 50.00 NET
- + EXTRA CHARGE FOR RECOMMENDED WINKHAUS MULTI-POINT LOCK PLN 320.00 NET

WHEN SELECTING A COMBINATION WITH A WINKHAUS MULTI-POINT LOCK, THE HANDLE AXIS POSITION IS LOWERED (ACCORDING TO THE TABLE BELOW). THIS LOCK IS FITTED WITH TWO HOOKS ON DOORS UP TO A HEIGHT OF 2170 MM, AND THREE HOOKS ON HIGHER DOORS.

DOOR HEIGHT [mm] ON THE OUTER SIDE OF THE FRAME	HANDLE HEIGHT CALCULATED FROM THE BOTTOM OF THE LEAF [mm]
2170 - 2200	920
2201 - 2250	950
2251 - 2300	1000
2301 - 2400	1050

ATTENTION!

HIGHER DOORS ARE ONLY AVAILABLE IN A SINGLE-LEAF VERSION.

EXTERNAL DOORS – EXTRA CHARGES FOR NON-STANDARD SIZES

NON-STANDARD SIZES DOOR SHORTENINGS EXTRA CHARGES	NET PRICE
SHORTENING OF NON-RATED DOORS (up to 160 mm, options as listed)	300,00
SHORTENING OF NON-RATED AND RC2 DOORS with the exception of fire-rated door (above 160 mm or with design modification)	600,00
SHORTENING OF RC3, RC4, FIRE-RATED SECURITY DOORS (up to 50 mm)	450,00
SHORTENING OF DOUBLE LEAF DOOR	450,00
FOUR-SIDED REBATE	450,00

WE MAKE DOORS TO MEASURE

FOR DETAILED INFORMATION ON THE TECHNICAL POSSIBILITIES OF CUSTOM-MADE DOORS FOR INDIVIDUAL MODELS, PLEASE SEE THE CONFIGURATOR:

WWW.FUTRYNA24.PL

AND THE CUSTOMER AREA:

WWW.FUTRYNA.COM.PL/STREFA-KLIENTA

WHEN SELECTING A SET WITH A WINKHAUS MULTI-POINT LOCK, THE HANDLE AXIS IS LOWERED (ACCORDING TO THE TABLE BELOW) AND THE MAXIMUM HEIGHT TO WHICH THE DOOR CAN BE SHORTENED IS 1810 MM.

DOOR HEIGHT IN [MM] ON THE OUTER SIDE OF THE FRAME	HANDLE HEIGHT CALCULATED FROM THE BOTTOM OF THE LEAF [MM]
2170 - 1941	1050
1940 - 1891	1000
1890 - 1841	950
1840 - 1810	920

NON-STANDARD SIZES OTHER EXTRA CHARGES	NET PRICE
DOOR NARROWING	600,00
DOORS IN SIZES 60, 70	190,00
55-72-101 mm THICK DOORS IN SIZE 100 (leaf 180,00; frame 30,00; threshold 10,00)	220,00
UTILITY DOORS IN SIZE 100 (leaf 160,00; frame 30,00)	190,00
UTILITY DOORS IN SIZE 100E (leaf 340,00; frame 40,00)	380,00
UTILITY DOORS IN SIZE 110 (leaf 340,00; frame 40,00)	380,00

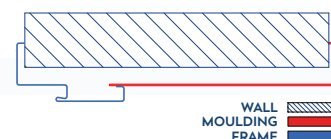
SCANNING THE QR CODE TAKES YOU DIRECTLY TO THE CONFIGURATOR WHERE YOU CAN CALCULATE THE PRICE OF A DOOR WITH A NON-STANDARD HEIGHT.



EXTERIOR DOORS - MOULDINGS AND PORTALS PRICE LIST

FD-25/12 DOOR FRAME

The FD-25/12 frame with moulding is designed for 55mm and 72mm thick doors and security doors. It is a folding frame and a minimum wall thickness of 115 mm is required to use it.



MOULDING FOR FD-25/12	
WALL THICKNESS MM	NET PRICE
115 - 135	310.00
135 - 155	330.00
155 - 175	370.00
175 - 195	410.00
195 - 215	410.00
215 - 235	410.00
235 - 255	460.00
255 - 275	460.00
275 - 295	520.00
295 - 315	520.00

ONE-SIDE PORTAL	
WIDTH MM	NET PRICE
40-100 *	95.00
100-150	125.00
150-200	285.00
200-250	285.00
250-300	365.00



*) size only available for one-side and two-side vertical portals, three-side portals available from 100 mm width

HOW TO PRICE A DOOR WITH A PORTAL:

Single-leaf door with Fd/25/12 frame
 + moulding price according to table
 + portal price according to table
 [two-side portal = price x 2, three-side portal = price x 3]

HOW TO PRICE A DOOR WITH MOULDING:

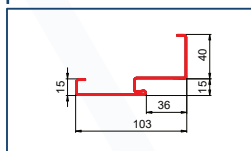
Single-leaf door with Fd/25/12 frame
 + moulding price according to table



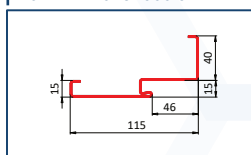
FD-25/12



for 55 mm thick doors



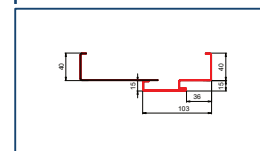
for 72 mm thick doors



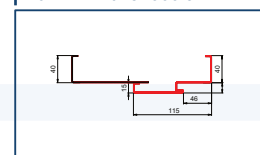
FD-25/12 + moulding



for 55 mm thick doors



for 72 mm thick doors



FD-22 DOOR FRAME

The equivalent of FD-25/12 frame with moulding for 40 mm thick utility doors is the FD22 door frame. This is a welded frame and a minimum wall thickness of 95 mm is required to use it.

FD-22



FD-22 DOOR FRAME	
WALL THICKNESS MM	NET PRICE
95 - 125	440.0
125 - 155	460.0
155 - 185	500.0
185 - 215	520.0
215 - 245	550.0
245 - 275	590.0
275 - 305	640.0

EXTRA CHARGE FOR WIDTH 100 - PLN 30.00

EXTERIOR DOORS – THRESHOLDS AND THRESHOLD EXTENSIONS



STEEL THRESHOLDS WITH SEAL FOR 40 MM THICK DOORS

WIDTH 800-900 MM
PLN 65.00 NET

WIDTH 1000 MM
PLN 75.00 NET



STEEL THRESHOLD WITH SEAL FOR 55, 72, 85 MM THICK DOORS

WIDTH 800-900 MM
PLN 85.00 NET

WIDTH 1000 MM
PLN 95.00 NET



ALUMINIUM THRESHOLD WITH THERMAL BREAK FOR 72, 85 MM THICK DOORS | WITH THREE-SIDED REBATE

WIDTH 800-900 MM
PLN 135.00 NET

WIDTH 1000 MM
PLN 145.00 NET



ALUMINIUM THRESHOLDS WITH THERMAL BREAK FOR 72, 101 MM THICK DOORS | FOUR-SIDED REBATE

WIDTH 800-900 MM
PLN 155.00 NET

WIDTH 1000 MM
PLN 165.00 NET



WOODEN THRESHOLD FOR SECURITY DOORS
OAK, NATURAL WOOD COLOUR

WIDTH 800-900 MM
PLN 155.00 NET

WIDTH 1000 MM
PLN 165.00 NET

A recommended addition to the aluminium threshold is the threshold extension. It is an element placed under the threshold, whose task is to eliminate thermal bridges, thus preventing heat loss and freezing of the door and guaranteeing stable seating of the whole structure. We offer threshold extensions made of Klinaryt® in three sizes 70 mm, 120 mm and 150 mm.


150 MM EXTENSION
PLN 350.00 NET



120 MM EXTENSION
PLN 300.00 NET



70 MM EXTENSION
PLN 215.00 NET



GLUE FOR EXTENSIONS
PLN 45.00 NET



TECHNICAL INFORMATION – PULL HANDLES

A door pool handle is an increasingly popular alternative to traditional handles.

Its modern design blends perfectly with the contemporary architecture of detached houses. Pool handles can be used with door thickness of 55, 72, 85 and 101 mm, double-leaf doors and fixed-lights.

The convenience of the selected model is determined by additional accessories, the selection of which enables the configuration of the optimal door opening method for the customer.

1000 mm



1200 mm



1500 mm



AMSTERDAM - STRAIGHT *

LENGTH 1000 MM
INOX: PLN 660.00 NET
BLACK: PLN 710.00 NET

LENGTH 1200 MM
INOX: PLN 695.00 NET
BLACK: PLN 760.00 NET

LENGTH 1500 MM
INOX: PLN 710.00 NET
BLACK: PLN 770.00 NET

PULL HANDLE WITH ELECTRIC PUSH BUTTON
EXTRA CHARGE OF PLN 900.00 NET
(INCLUDES CABLE GLAND)

1000 mm



1200 mm



1500 mm



MONTREAL - STRAIGHT *

LENGTH 1000 MM
INOX: PLN 660.00 NET
BLACK: PLN 710.00 NET

LENGTH 1200 MM
INOX: PLN 695.00 NET
BLACK: PLN 760.00 NET

LENGTH 1500 MM
INOX: PLN 710.00 NET
BLACK: PLN 770.00 NET

PULL HANDLE WITH ELECTRIC PUSH BUTTON
EXTRA CHARGE OF PLN 900.00 NET
(INCLUDES CABLE GLAND)

1000 mm



1500 mm



MEDIOLAN - BENT **

LENGTH 1000 MM
INOX: PLN 660.00 NET
BLACK: PLN 710.00 NET

LENGTH 1500 MM
INOX: PLN 730.00 NET
BLACK: PLN 750.00 NET

PULL HANDLE WITH ELECTRIC PUSH BUTTON
EXTRA CHARGE OF PLN 900.00 NET
(INCLUDES CABLE GLAND)

1000 mm



1500 mm



FERRARA *** WITH FINGERPRINT READER

LENGTH 1000 MM
INOX: PLN 4,255.00 NET
BLACK: PLN 4,305.00 NET

LENGTH 1500 MM
INOX: PLN 4,255.00 NET
BLACK: PLN 4,305.00 NET

PULL HANDLE WITH ELECTRIC PUSH BUTTON
EXTRA CHARGE OF PLN 900.00 NET
(INCLUDES CABLE GLAND)

1000 mm



1500 mm



AREZZO - STRAIGHT **

LENGTH 1000 MM
BLACK: PLN 530.00 NET

LENGTH 1500 MM
BLACK: PLN 1,085.00 NET

PULL HANDLE WITH ELECTRIC PUSH BUTTON
EXTRA CHARGE OF PLN 900.00 NET
(INCLUDES CABLE GLAND)

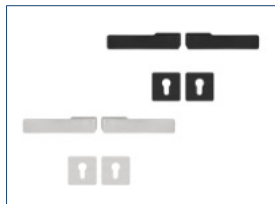
*) THE AMSTERDAM AND MONTREAL PULL HANDLES ARE MADE OF ALUMINIUM.

**) THE MEDIOLAN AND AREZZO PULL HANDLES ARE MADE OF STAINLESS STEEL AND ARE NOT AVAILABLE WITH AN ELECTRIC PUSH BUTTON.

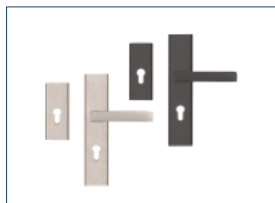
***) THE FERRARA PULL HANDLE IS MADE OF STAINLESS STEEL AND IS EQUIPPED WITH A FINGERPRINT READER.

TECHNICAL INFORMATION – HANDLES

NEW!

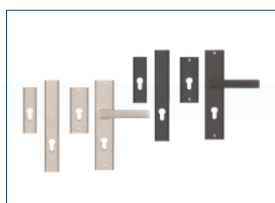
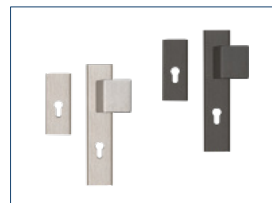


LIBERA HANDLE
DEDICATED TO CLASSLESS DOORS
COLOURS INOX/BLACK
PLN 450.00 NET



STP-H HANDLE
DEDICATED TO NON-RATED DOORS
COLOURS INOX/BLACK
PLN 200.00 NET

STP-H HANDLE LEVER SET
DEDICATED TO NON-RATED DOORS
COLOURS INOX/BLACK
PLN 210.00 NET





STP-I HANDLE
DEDICATED TO PULL HANDLES
COLOURS INOX/BLACK
PLN 200.00 NET

STP-H/K2 HANDLE
DEDICATED TO RC2
PLN 250.00 NET



ROYAL FLEX HANDLE
DEDICATED TO RC3 AND FIRE-RATED DOORS
COLOURS INOX/BLACK
PLN 305.00 NET

AXA TORONTO FLEX
DEDYKOWANA DLA RC4
330,00 PLN NETTO



PTZ HANDLE DEDICATED TO RC3 AND RC4 DOORS
PLN 600.00 NET


RIGID CHAIN (EXTRA CHARGE FOR PTZ HARDWARE)

450.00




OLARIX HANDLE
PLN 75.00 NET


OLARIX TOILET HANDLE
PLN 95.00 NET




SAFETY HANDLE
COLOURS WHITE/BLACK
PLN 40.00 NET




MATT
GLASS




MATT
GLASS WITH STRIPES




GRAPHITE REFLECTIVE GLASS



BROWN REFLECTIVE GLASS

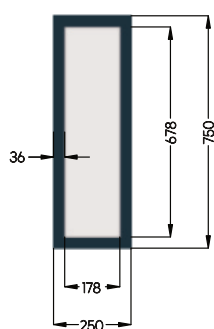


ONE-WAY MIRROR GLASS

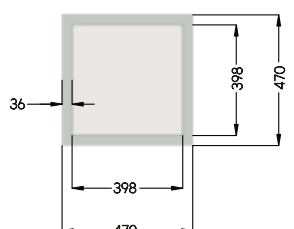


BLACK GLASS

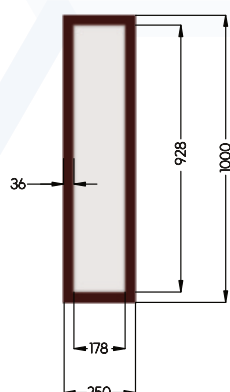
PVC FRAMES FOR UTILITY DOORS



ST1
 CLEAR GLASS
 PLN 370.00 NET
 FROSTED GLASS
 PLN 470.00 NET

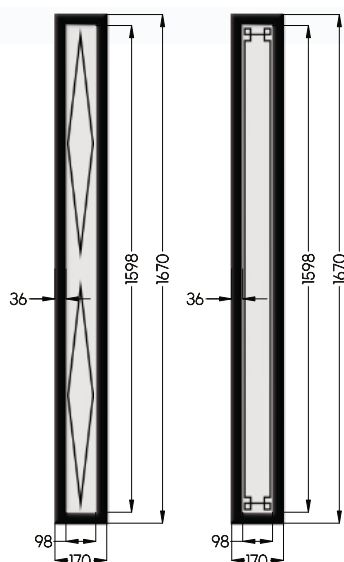


ST3
 CLEAR GLASS
 PLN 460.00 NET
 FROSTED GLASS
 PLN 580.00 NET

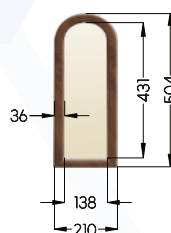


ST2
 CLEAR GLASS
 PLN 420.00 NET
 FROSTED GLASS
 PLN 540.00 NET

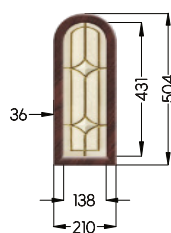
PVC FRAMES



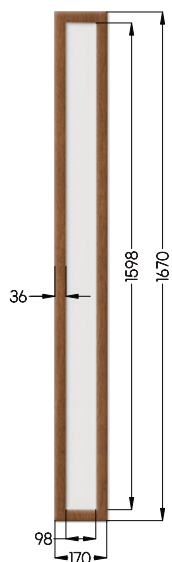
NEW!
S90 / S91
 OFFSET PRINTED
 GLASS
 PLN 1,280.00 NET



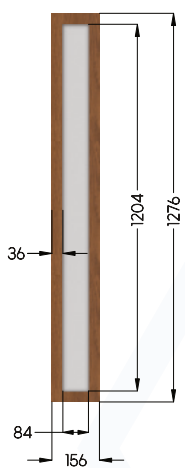
S06 / S07 / S08
 PLN 520.00 NET



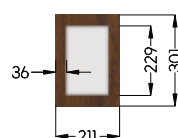
S16 / S17 / S18
 PLN 640.00 NET



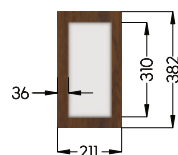
S03
 PLN 760.00 NET



S04
 PLN 760.00 NET



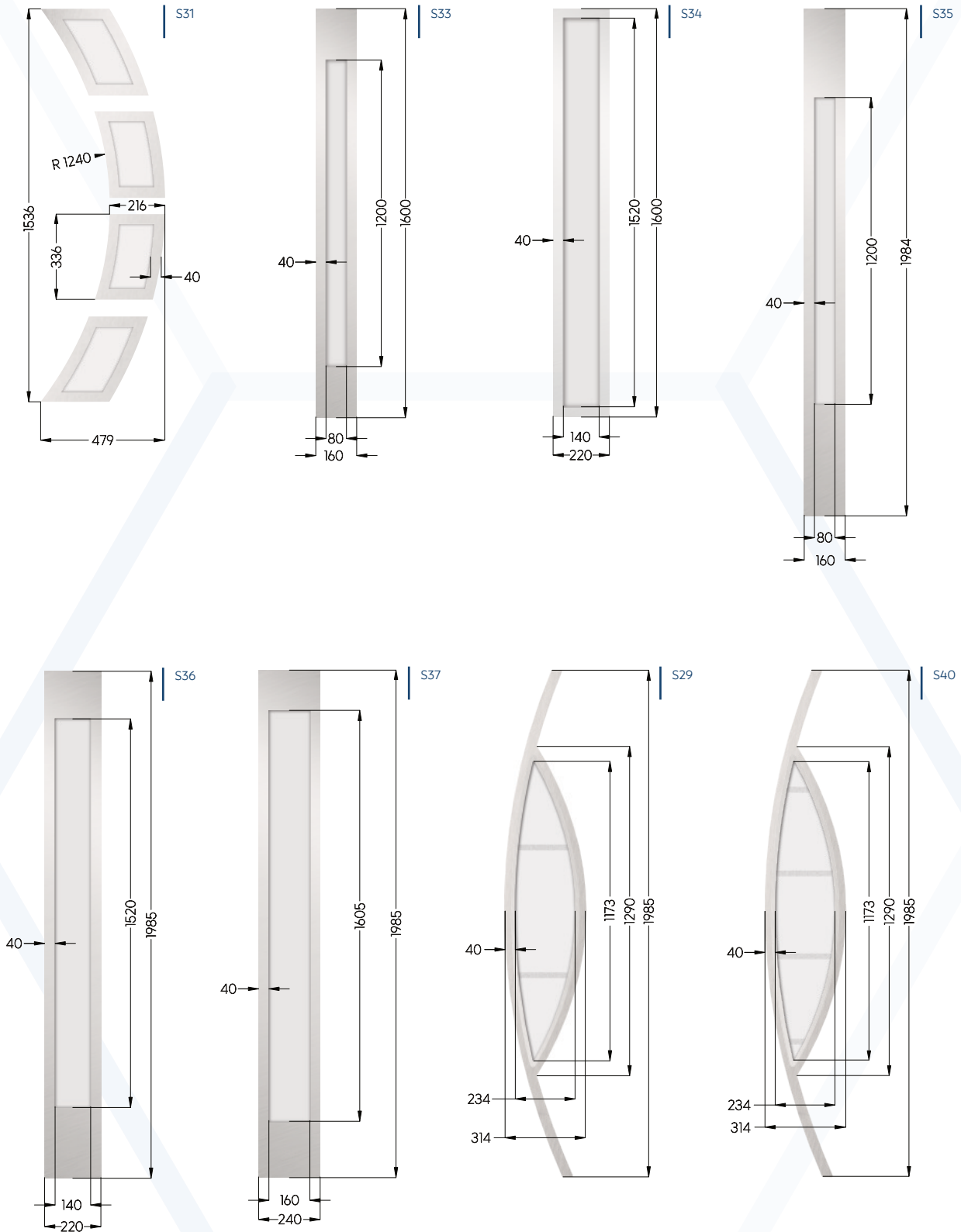
S13
 DEDICATED TO DOUBLE
 LEAF DOORS
 PLN 600.00 NET



S14
 DEDICATED TO DOUBLE
 LEAF DOORS
 PLN 600.00 NET

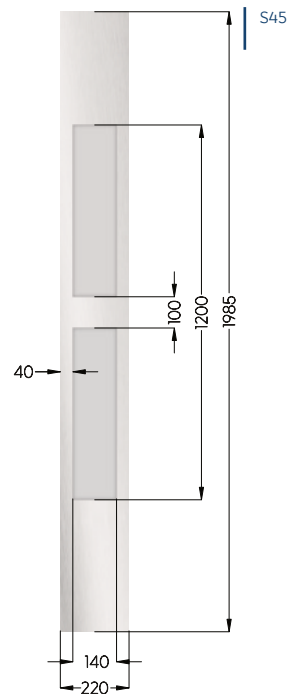
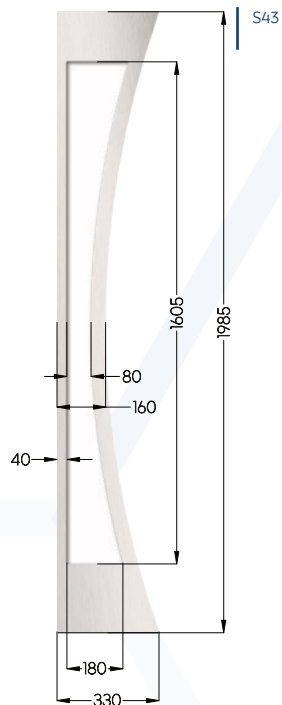
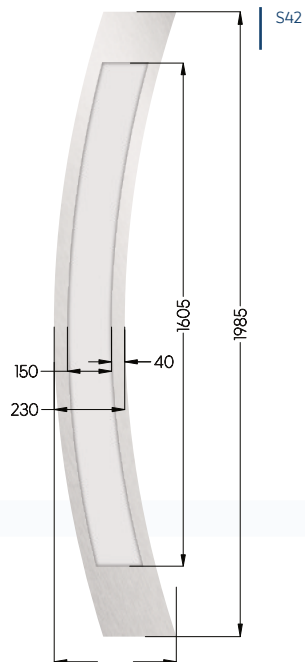
STANDARD FRAMES - INOX AND BLACK

| PLN 1280.00 NET



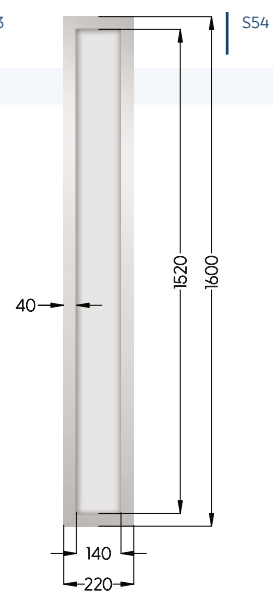
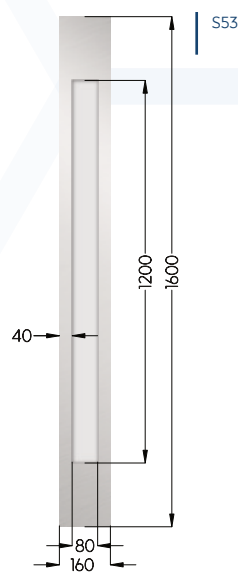
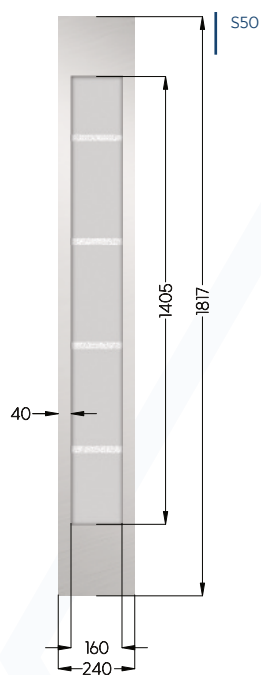
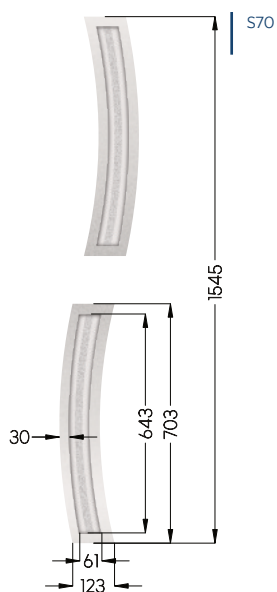
STANDARD FRAMES - INOX AND BLACK

| PLN 1,280.00 NET



NARROW/FLUSH FRAME
INOX AND BLACK

| PLN 1,380.00 NET

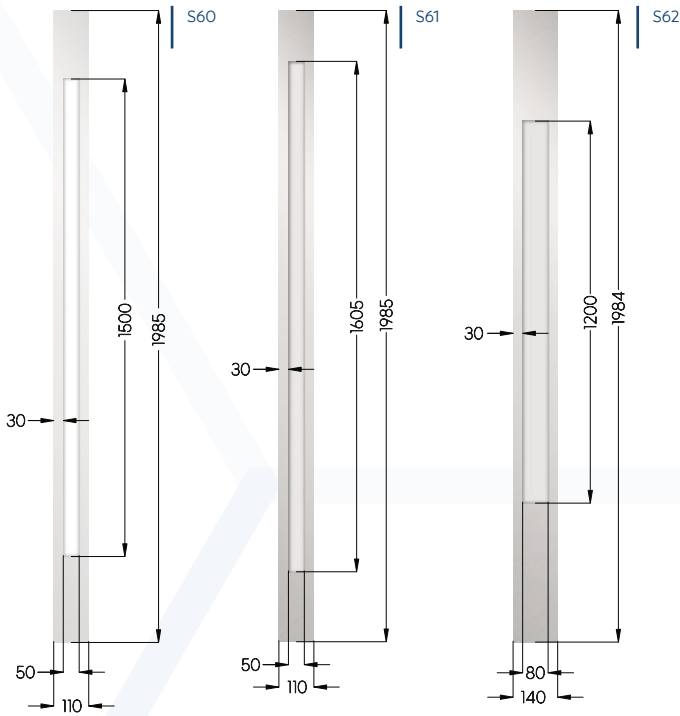


FLUSH FRAMES
INOX AND BLACK

| PLN 1,380.00 NET

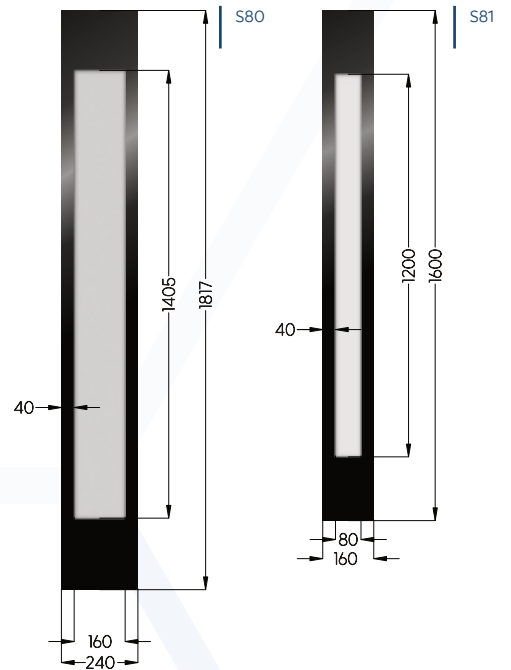
NARROW FRAMES
INOX AND BLACK

| PLN 1,180.00 NET



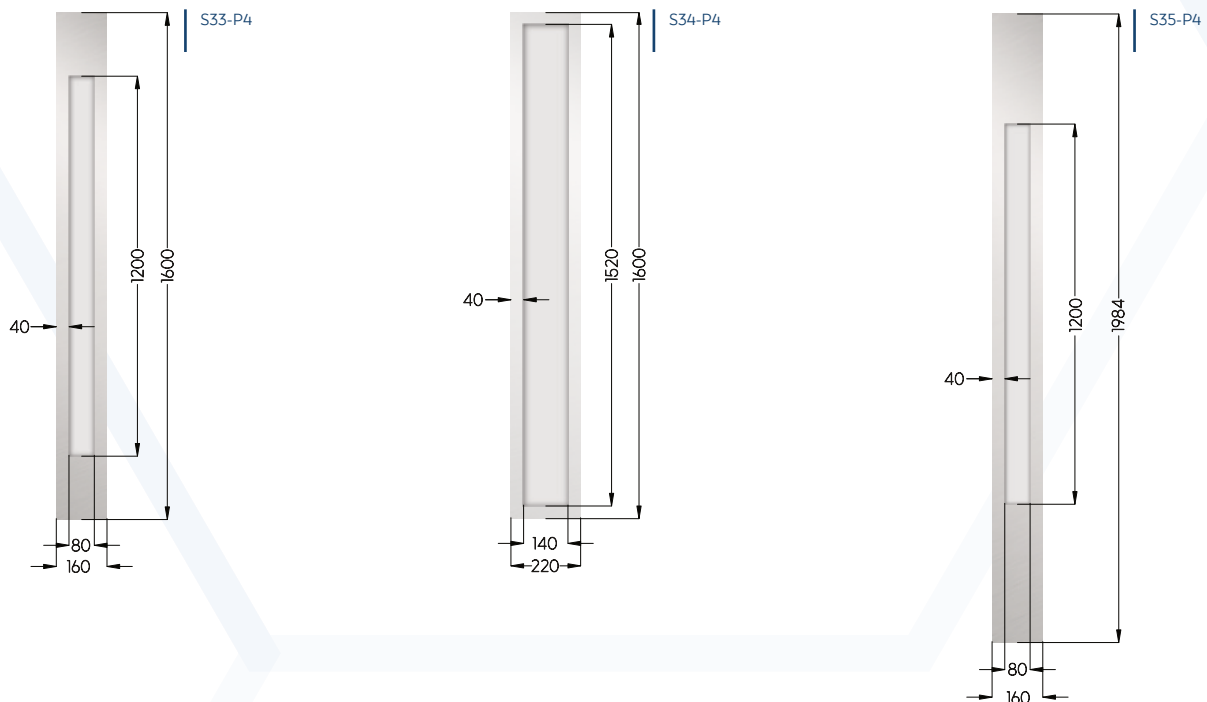
GLASS FRAMES
BLACK – LACOBEL

| PLN 1,540.00 NET



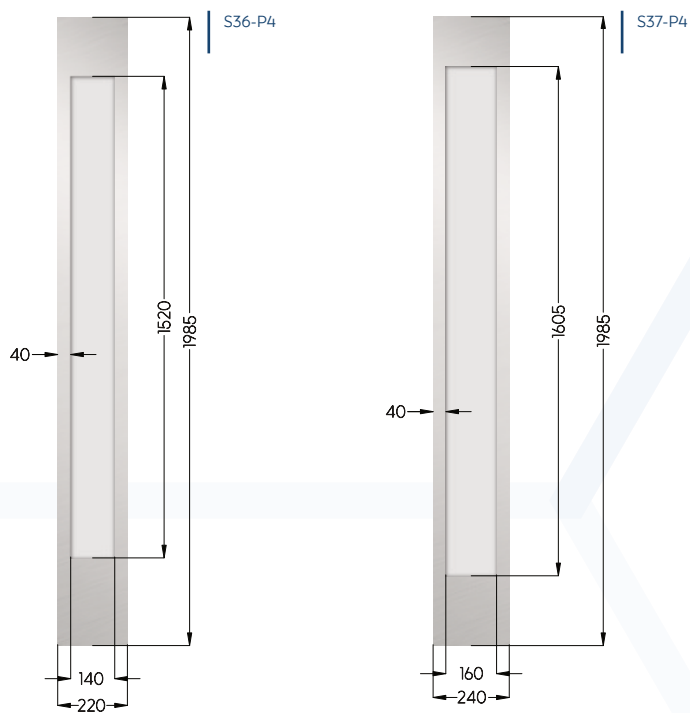
INOX AND BLACK FRAMES WITH P4 SAFETY GLAZING FOR OPTIONAL 72 AND 85 MM DOORS IN RESISTANCE CLASS RC2

| PLN 1,530.00 NET



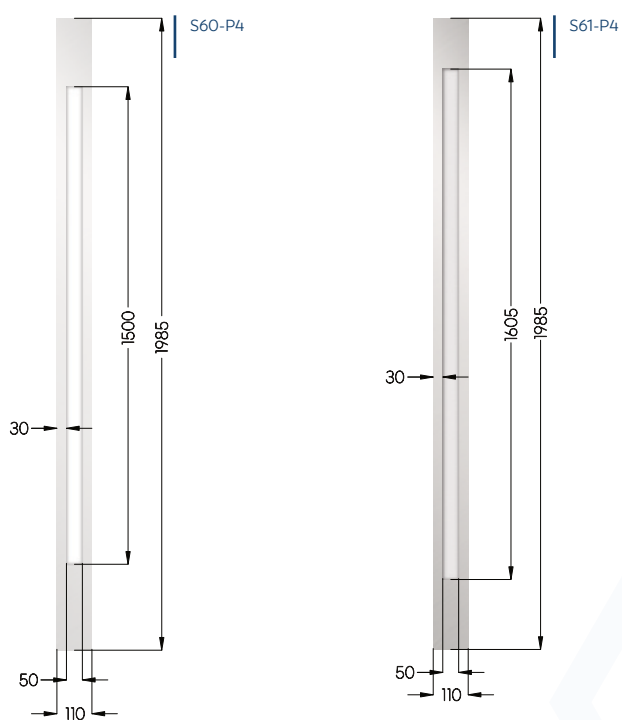
INOX AND BLACK FRAMES WITH P4 SAFETY GLAZING FOR OPTIONAL 72 AND 85 MM DOORS IN RESISTANCE CLASS RC2

| PLN 1,530.00 NET



INOX AND BLACK FRAMES WITH P4 SAFETY GLAZING FOR OPTIONAL DESIGN OF 72 AND 85 MM DOORS IN RESISTANCE CLASS RC2

| PLN 1,430.00 NET



TECHNICAL INFORMATION – PRICE LISTS

ITEM	NET UNIT PRICE	EXTRA CHARGE FOR CHANGING THE CONFIGURATION OF THE BASIC DOOR SET
EXTRA CHARGE FOR LEAF IN EXCLUSIVE COLOUR		250.00
TWO-SIDE DECORATION INOX/BLACK		500.00
ONE-SIDE DECORATION INOX/BLACK		300.00
SECURITY BOLTS	30.00	
CLOSING CHANNEL	40.00	
BLACK HINGE AND INSERT		50.00
EXTRA CHARGE FOR 72 DOUBLE-LEAF CL. RC2 (CYLINDER CL. B, STP-H/K2 HANDLE)		95.00
EXTRA CHARGE FOR 101 MASTER THERM CL. RC2 (CYLINDER CL. C, STP-OW HANDLE)		95.00
ELECTRIC DOOR STRIKE (TOTAL PRICE OF ELECTRIC DOOR STRIKE WITH PREPARATION) DAY/NIGHT FEATURE	315.00	
NORMALLY CLOSED/NORMALLY OPEN ELECTRIC FIRE-RATED DOOR STRIKE	960.00	
ELECTRIC DOOR STRIKE FOR SECURITY DOORS	210.00	
REED	60.00	
AIR VENT GRILLE INOX/BLACK	300.00	
PVC AIR VENT GRILLE	70.00	
ALUMINIUM DRIP CAP	80.00	
LAMINATED STEEL DRIP CAP IN THE LEAF COLOUR	35.00	
3D HINGE COVERS PRICE FOR 1 HINGE (FREE OF CHARGE WHEN PURCHASING STEEL & WOOD DOORS)	10.00	
BOTTOM PANEL WITH AIR VENT GRILLE INOX/BLACK TWO-SIDE	425.00	
BOTTOM PANEL INOX/BLACK ONE-SIDE	200.00	
BOTTOM PANEL INOX/BLACK TWO-SIDE	400.00	
CENTRE PANEL INOX/BLACK ONE-SIDE	200.00	
CENTRE PANEL INOX/BLACK TWO-SIDE	400.00	
BOTTOM PANEL INOX + CENTRE PANEL INOX ONE-SIDE	400.00	
BOTTOM PANEL INOX + CENTRE PANEL INOX TWO-SIDE	800.00	
BOTTOM PANEL WITH AIR VENT FUNCTION + CENTRE PANEL INOX TWO-SIDE	825.00	

TECHNICAL INFORMATION – PRICE LISTS

ITEMS contd.	NET UNIT PRICE	EXTRA CHARGE FOR CHANGING THE CONFIGURATION OF THE BASIC DOOR SET
CABLE PENETRATION	660.00	
PREPARATION FOR ELECTRIC DOOR STRIKE (DOOR PURCHASE WITHOUT ELECTRIC DOOR STRIKE INCLUDED)		100.00
DOOR CLOSER (TOTAL PRICE OF DOOR CLOSER WITH PREPARATION)	210.00	
PVC AIR VENT SLEEVES	70.00	
DOOR VIEWER INOX Ø 14 MM FOR 55 MM THICK DOORS	25.00	
DOOR VIEWER BLACK Ø 14 MM FOR 55 MM THICK DOORS	25.00	
DOOR VIEWER INOX Ø 19 MM FOR 72 MM AND 85 MM THICK DOORS	35.00	
DOOR VIEWER BLACK Ø 16 MM FOR 72 MM AND 85 MM THICK DOORS	35.00	
DOOR VIEWER BLACK Ø 16 MM FOR 101 MM THICK DOORS	105.00	
DDS2 DIGITAL DOOR VIEWER (50 IMAGES MEMORY)	525.00	
DOOR VIEWER AT NON-STANDARD HEIGHT		50.00
FIRE-RATED DOOR VIEWER	110.00	
REINFORCEMENT FOR A PULL HANDLE (DOOR PURCHASE WITHOUT PULL HANDLE INCLUDED)		70.00
REINFORCEMENT FOR DOOR CLOSER (PURCHASE OF DOOR WITHOUT DOOR CLOSER INCLUDED)		100.00
TOP LOCK FOR UTILITY DOORS		50.00
WINKHAUS MULTI-POINT HOOK LOCK	320.00	
MACO MULTI-POINT LOCK FOR 85 MM THICK DOORS	420.00	
POWER SUPPLY FOR AN ELECTRIC LOCK OR ELECTRIC DOOR STRIKE	100.00	
PAINTING IN RAL COLOURS (DOES NOT APPLY TO DEEP EMBOSSEING)	INDIVIDUAL PRICING	
TWO-TONE SASH		160.00

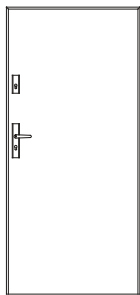
CYLINDERS	NET UNIT PRICE	EXTRA CHARGE FOR CHANGING THE CONFIGURATION OF THE BASIC DOOR SET
W5 CYLINDER FOR 40 MM THICK DOORS (SPACING 26/36)	35.00	
CYLINDER FOR 55 MM THICK DOORS (45/30+45/30G EXT., 30/45+30/45G INT.)	150.00	
CYLINDER FOR 72 MM THICK DOORS (55/40+55/40G EXT., 40/55+40/55G INT.)	190.00	
CYLINDER FOR 85 MM THICK DOORS (65/45+65/45G EXT., 45/65+45/65G INT.)	220.00	
CYLINDER FOR 101 MM THICK DOORS (55/70+55/70G EXT., 70/55+70/55G INT.)	200.00	
CYLINDER FOR 47-55 MM THICK DOORS CL. B	200.00	
CYLINDER FOR 47-55 MM THICK DOORS CL. C	210.00	
CYLINDER FOR 72 MM THICK DOORS CL. B	220.00	
CYLINDER FOR 85 MM THICK DOORS CL. B	220.00	
CYLINDER AND HINGES IN BLACK (EXTRA CHARGE TO STANDARD SET)		50.00

TECHNICAL INFORMATION – PRICE LISTS

FRAMES FRAME EXTENSIONS	NET UNIT PRICE	EXTRA CHARGE FOR CHANGING THE CONFIGURATION OF THE BASIC DOOR SET
FD-25/21/N/O STEEL FRAME	210.00	
FD-21/N STEEL FRAME	230.00	
FD-21/C STEEL FRAME	310.00	
FD-21/B STEEL FRAME	340.00	
FD-25/21/B, FD-25/21/C, FD-25/12 STEEL FRAME FOR EXTERNAL 55-72-85 THICK DOORS – STANDARD COLOUR	460.00	
STEEL & WOOD FRAME FOR EXTERNAL 55-72-85 THICK DOORS – STANDARD COLOUR WITH THREE-SIDED AND FOUR-SIDED REBATE LEAF	990.00	520.00
STEEL & WOOD FRAME FOR MASTERTHERM 101 DOORS – STANDARD COLOUR	1,750.00	
STEEL & WOOD FRAME FOR SENATOR E DOORS	1,090.00	620.00
EXTRA CHARGE SURCHARGE FOR STEEL AND STEEL & WOOD FRAME IN EXCLUSIVE COLOUR		70.00
EXTENSION FOR STEEL & WOOD FRAME 30 MM	245.00	
EXTENSION FOR STEEL & WOOD FRAME 55 MM	265.00	
72 MM THICK ALUMINIUM FRAME	1,550.00	1,090.00
72 MM THICK ECOTHERM ALUMINIUM FRAME	1,570.00	580.00
85 MM THICK ALUMINIUM FRAME	1,780.00	1,320.00
EXTRA CHARGE FOR 72 MM THICK ALUMINIUM FRAME WITH OPTIONAL 3D HINGE		130.00
EXTRA CHARGE FOR 85 MM THICK ALUMINIUM FRAME WITH OPTIONAL 3D HINGE		180.00
ALUMINIUM FRAME FILLING		250.00

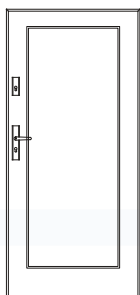
TECHNICAL INFORMATION – DOOR MODELS

G

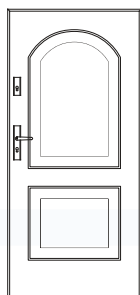


SHALLOW EMBOSSING

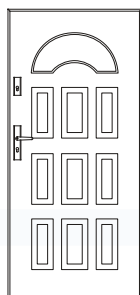
T01



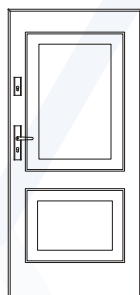
T02



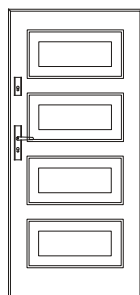
T30



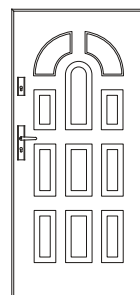
T32



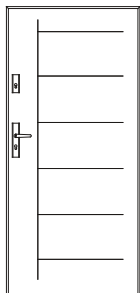
T34



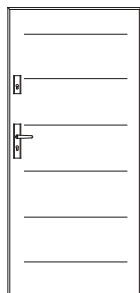
T36



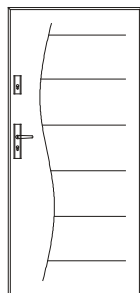
T41



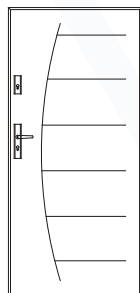
T42



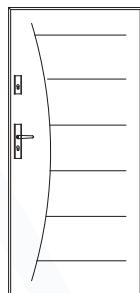
T43



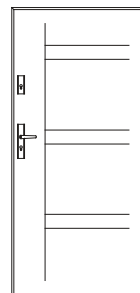
T44



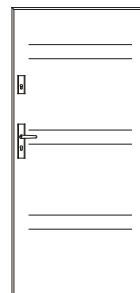
T45



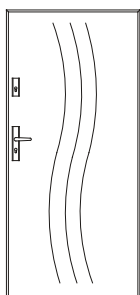
T46



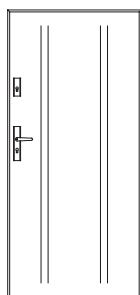
T47



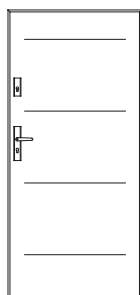
T48



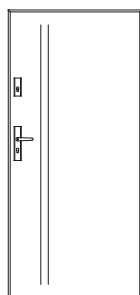
T49



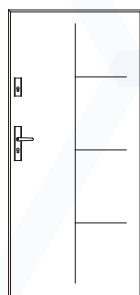
T50



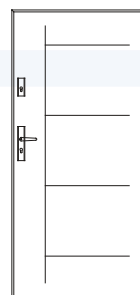
T51



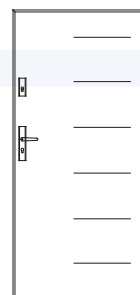
T52



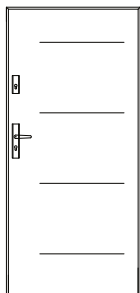
T53



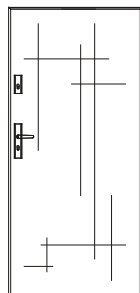
T54



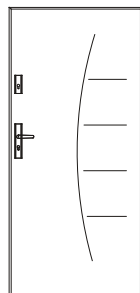
T55



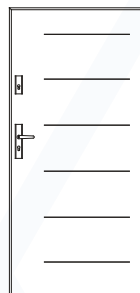
T58



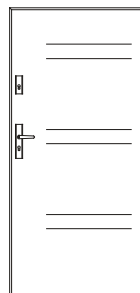
T59



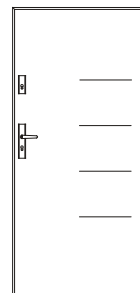
T60



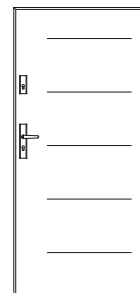
T61



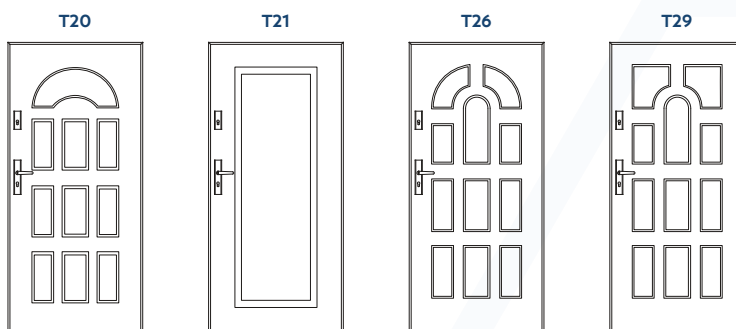
T62



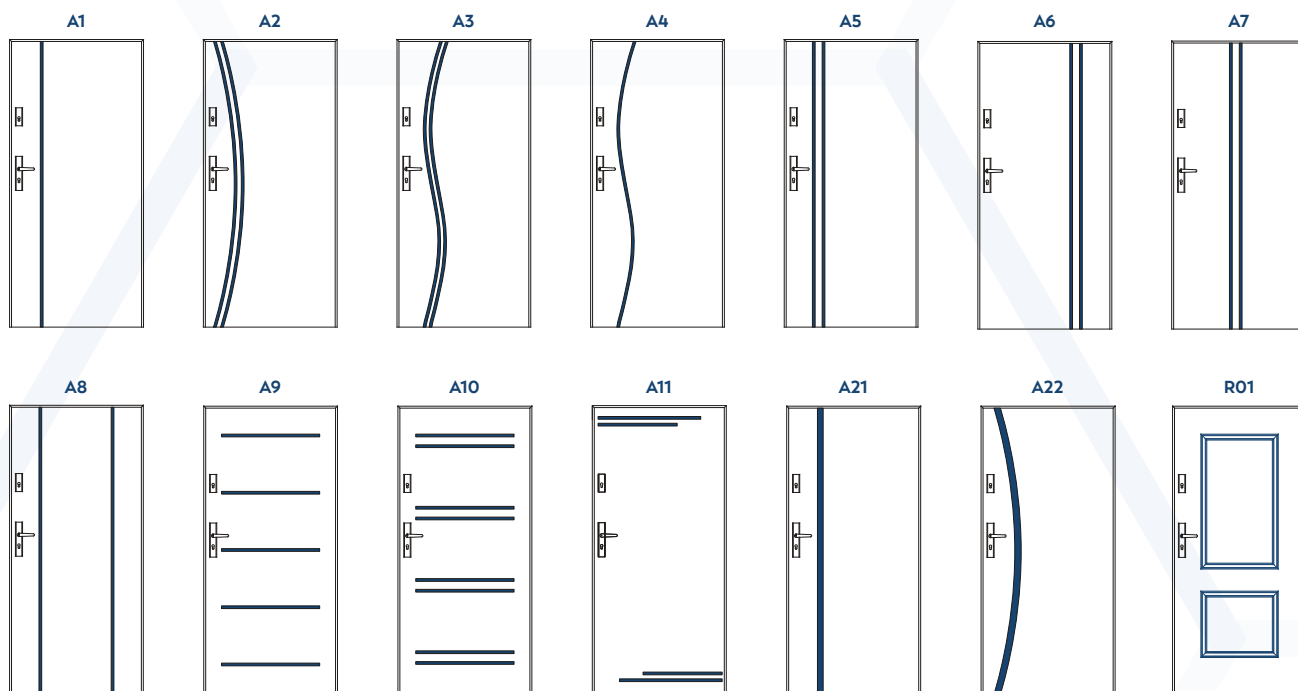
T63



DEEP EMBOSSING



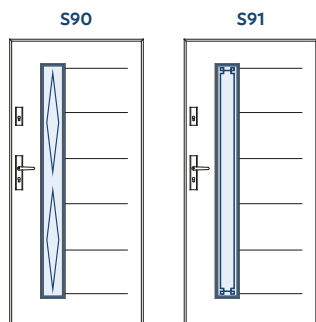
WITH DECORATIONS



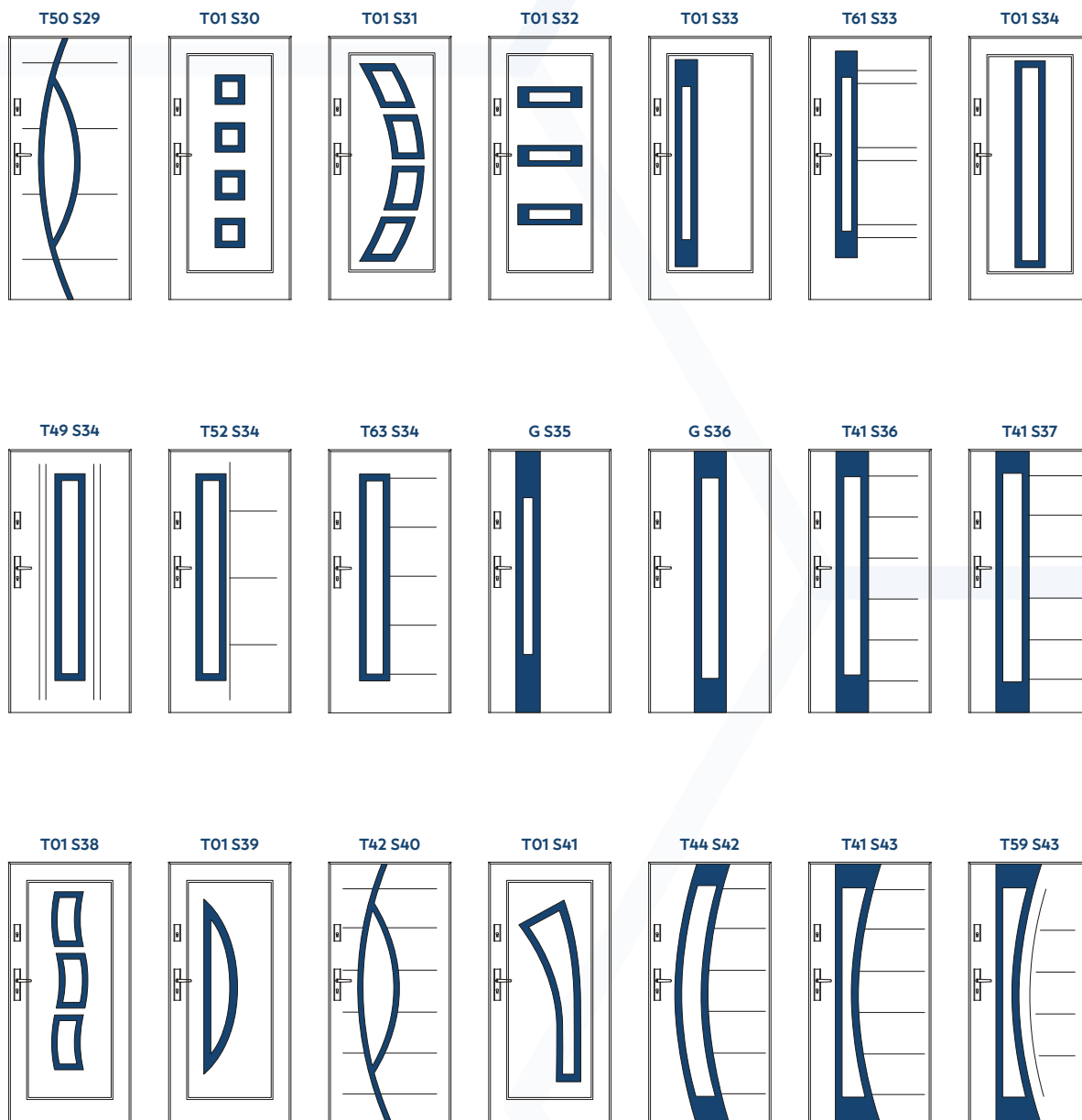
WITH GLAZING – PVC FRAMES



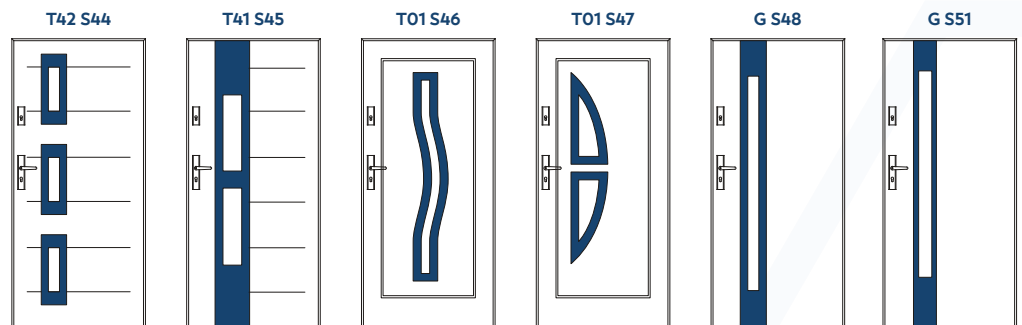
WITH OFFSET PRINTED GLAZING – PVC FRAMES



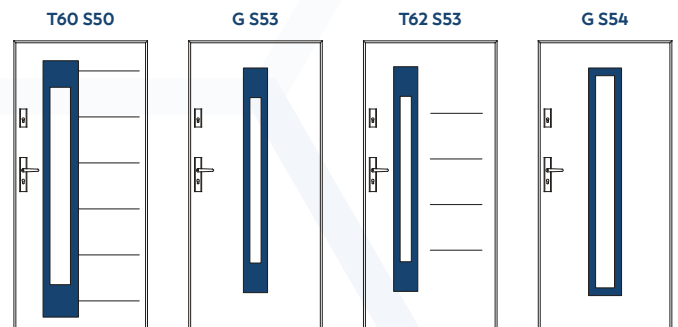
WITH GLAZING – INOX/BLACK FRAMES



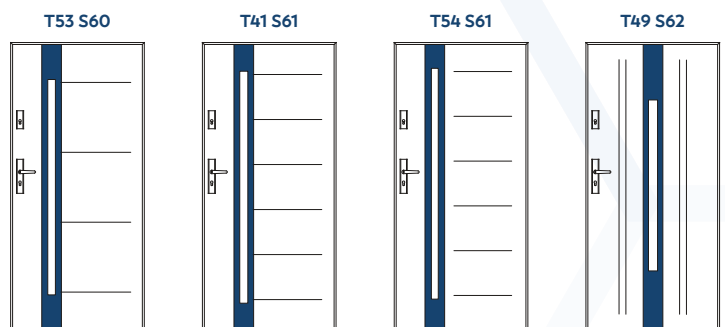
WITH GLAZING – INOX/BLACK FRAMES contd.



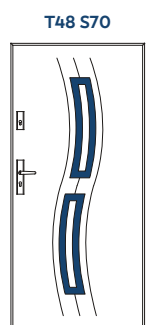
WITH GLAZING – INOX FRAMES / BLACK FLUSH FRAME



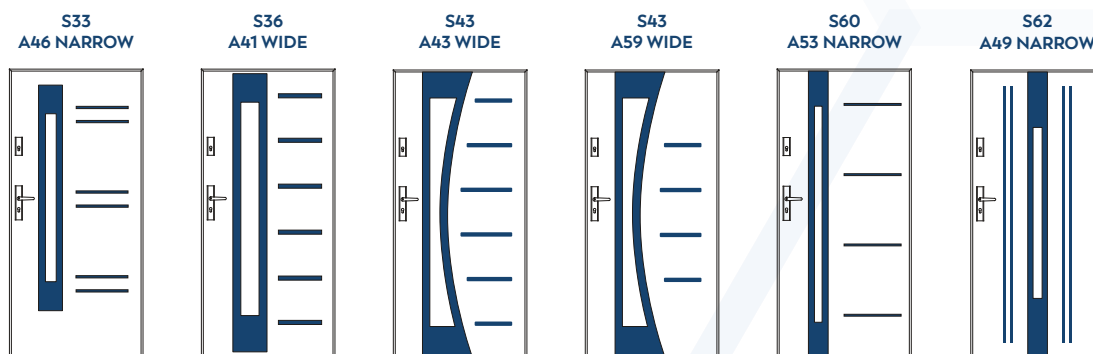
WITH GLAZING – INOX/BLACK NARROW FRAMES



WITH GLAZING – INOX / BLACK NARROW / FLUSH FRAME



WITH GLAZING AND DECORATIONS

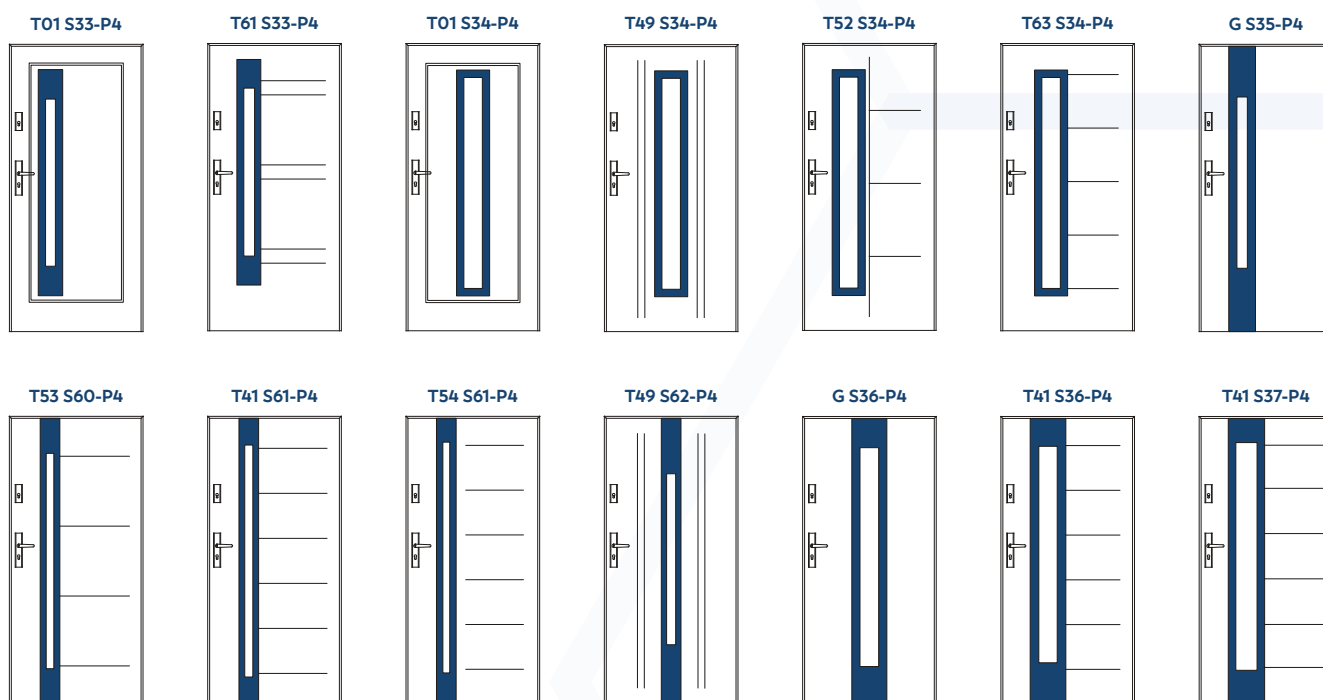


WITH GLAZING – LACOBEL GLASS FRAME



WITH P4 SAFETY GLAZING

FOR OPTIONAL DESIGN OF 72 AND 85 MM DOORS IN RESISTANCE CLASS RC2



A series of horizontal blue lines for writing notes, framed by a large, light blue geometric shape resembling a stylized letter 'N' or a similar abstract design.



Stalprodukt

ZAMOŚĆ Sp. z o.o.



STALPRODUKT - ZAMOŚĆ SPÓŁKA Z O.O.

ul. Kilińskiego 86 | 22-400 Zamość | Poland
tel.: +48 84 639 34 41 | fax: +48 84 639 24 42
NIP: 922 21 91 790 | KRS: 0000101449

District Court Lublin-Wschód in Lublin with its seat in Świdnik
VI Commercial Division of the National Court Register

SECRETARY'S OFFICE

+48 84 639 34 41
e-mail: sekretariat@futryna.com.pl

JOINERY DEPARTMENT – DOMESTIC

+48 668 095 684 | +48 84 638 97 99 | +48 84 638 96 45 | +48 84 638 96 46
e-mail: zapytania@futryna.com.pl

STEEL PRODUCTS DEPARTMENT

+48 608 517 789 | +48 84 638 97 83
+48 84 638 97 84 - BIURO
+48 84 638 97 88 - MAGAZYN
e-mail: stal@futryna.com.pl

JOINERY DEPARTMENT– EXPORTS

+48 692 798 911 | en, ru
e-mail: export@futryna.com.pl

COMPLAINTS DEPARTMENT

+48 660 449 127 | +48 84 638 97 77
e-mail: reklamacje@futryna.com.pl

MARKETING DEPARTMENT

+48 600 083 555
e-mail: marketing@futryna.com.pl

POLSKA TECHNIKA ZABEZPIECZEŃ SPÓŁKA Z O.O. | SUBSIDIARY

ul. Sasankowa 8 | 05-070 Sulejówek
+48 22 813 03 03 | +48 601 780 333
e-mail: ptz@ptz.pl | www.ptz.pl